

# Performa Mesh Trays

Catalogue 2021

Flexible solutions for the routing of cables

[se.com](http://se.com)

Life Is On

**Schneider**  
Electric



# Cable Support is BIM Ready



Discover and download our Cable Support BIM models today by clicking or scanning the QR code.



If you're an architect, engineer, or contractor working on a BIM (Building Information Modeling) project design, you can now take advantage of Schneider Electric's comprehensive and user-friendly online BIM models library.

Here you can download from a wide range of BIM models and benefit from features we provide such as a support system, video explanations, customized selection components, extended-schedule generation, as well as size-error detection.

So rest assured, we have the perfect Cable Support BIM model for you to integrate into your project, so you can benefit from a design process that is intuitive, collaborative, and easy-to-configure.





# Discover the



# NEW

## solution for a demanding environment

Performa Zinc+ is the innovative and modern surface coating, eliminating the disadvantages of hot-dip galvanizing

# Contents

Overall system view	12
Wall and floor-mounted solutions	12
Overall view of the Performa system	14
Ceiling suspended solutions	14
Choice guide	16
Electro-zinc	16
Hot-dip galvanized	22
Performa Zinc+	28
Stainless steel	34
Range	38
Electro-Zinc	38
Hot-dip galvanized	47
Performa Zinc+	53
Stainless steel	59
Technical description	64
Design and dimensions	64
Safe working-load	65
Admissible working-load on brackets	66
Resistance to traction	
Recommended couplers and fixings	67
E-90 fire test	68
Fire-test installation - Ceiling	68
Fire-test installation - Wall	69
Instructions for making accessories	70
Reference number overview	77




# Performa – the high performance range of mesh trays

Challenging installation environments, extensive project specifications or varying building constraints on site? No problem. Performa is the complete cable support system, available in several heights and with four surface treatments: electro-zinc, hot-dip galvanized, stainless steel and the new Zinc+. Go ahead. Discover this high performing range of mesh trays, and high performing installations will be ensured.

## Several innovative benefits



Accessories such as bends and raisers are formed on site from length material.



- Performa Zinc+  
A new innovative surface coating for improved corrosion resistance, aesthetic finish and reduced environmental impact
- Double transversal wires for outstanding working load
- E90 fire resistance certification
- Reduced installation time with screw-less accessories
- Patented solution for safety edges
- Delivered in a protective film, colour coded for easy identification



# Corrosion control the smart way

All Performa mesh trays are sturdy, thanks to their construction. But a robust design isn't enough when trays are installed in demanding environments, such as the chemical industry, or in acid or alkaline atmospheres. To endure these conditions trays need to be supplied with a higher resistance to corrosion.



A new type of mesh trays for smarter installations in tougher environments; Performa Zinc+.

Stainless steel is a very reliable, but also a rather expensive choice. Hot-Dip Galvanized (HDG) trays are the price and trustworthy alternative, but they often have an uneven surface with flakes and sharp edges, caused by the hot-dip galvanizing process.

scratches to the cables – or to the installer's hands. That's when you need our new range of Performa Zinc+ mesh trays.

Smooth as stainless steel, with a better price and corrosion resistance exceeding that of HDG, Performa Zinc+ is corrosion control the smart way.

Sometimes, and for some installations you don't want to risk any friction, strain or unnecessary

## Performa Zinc+



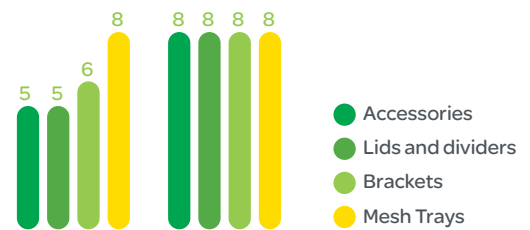
Performa Zinc+ gives excellent corrosion resistance together with a perfect finish. And no deformation resulting from high temperature exposure during the hot-dip galvanizing process.

To address all weak spots we are using a new innovative technique, where the material is evenly coated with a new substance, before the products are constructed.

Salt spray tests prove that Performa Zinc+ system has a corrosion resistance exceeding that of HDG surface treatment (class 8 according to EN 61537 for the complete system).

The surface coating is basically consisting of zinc and aluminium. This results in an excellent galvanic protection and a smooth and aesthetic finish, without any irregularities.

Performa Zinc+ has a superior coating ductility compared to HDG and can easily be bent into shape without ever getting cracks and losing their protective ability. If scratched the surface is close to self repairing.



Performa Zinc+ can also be a fully satisfactory alternative to stainless steel in some environments.



Smooth and aesthetic surface finish. No burnings, no flakes and no sharp edges.




Self-repairing galvanic protection of cut edges and surface damages. Excellent ductility.



# Performa – a complete range

If you want a fast, flexible and complete range of strong mesh trays – congratulations – here it is. Performa is one of the leading solutions on the market for light and medium-duty installations. With four different surface treatments available there is always a perfect choice, regardless of environment, building constraints, project specifications or installation habits. The patented double transversal wires also ensures a higher working load than other mesh trays.



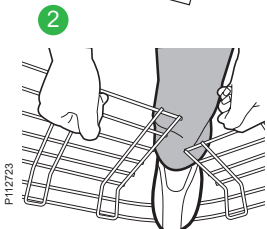
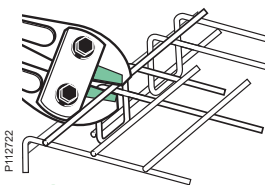


## Flexible

- 5** **Several heights and widths**  
Choose between three heights and nine widths. The 105 mm height provides maximum cable capacity and working load.
- 6** **Several cutting points**  
No need to order accessories like bends, junctions etc; create them on site. The double transversal wires allow several cutting points.
- 7** **Surface treatments for all needs**  
Electro-zinc, hot-dip galvanized, stainless steel and the new Performa Zinc+. With four types of surface treatments Performa is an excellent choice, regardless of environment.

## Fast

- 1** **Screw-less accessories**  
Most of our accessories are screw-less. No tools are needed. Simple and efficient.
- 2** **Make angles on site**  
It's easy. Just cut and bend the angle you need, and fix with the fast-fix locking-clips.
- 3** **Fast-fixing**  
Fast-fixing to fix mesh trays to profiles 21x41 and 41x41. Direct clipping. Quick and safe.
- 4** **Self-locking flanges**  
Pull the mesh tray into the self-locking flanges in the fast-fix brackets. No fixings needed.

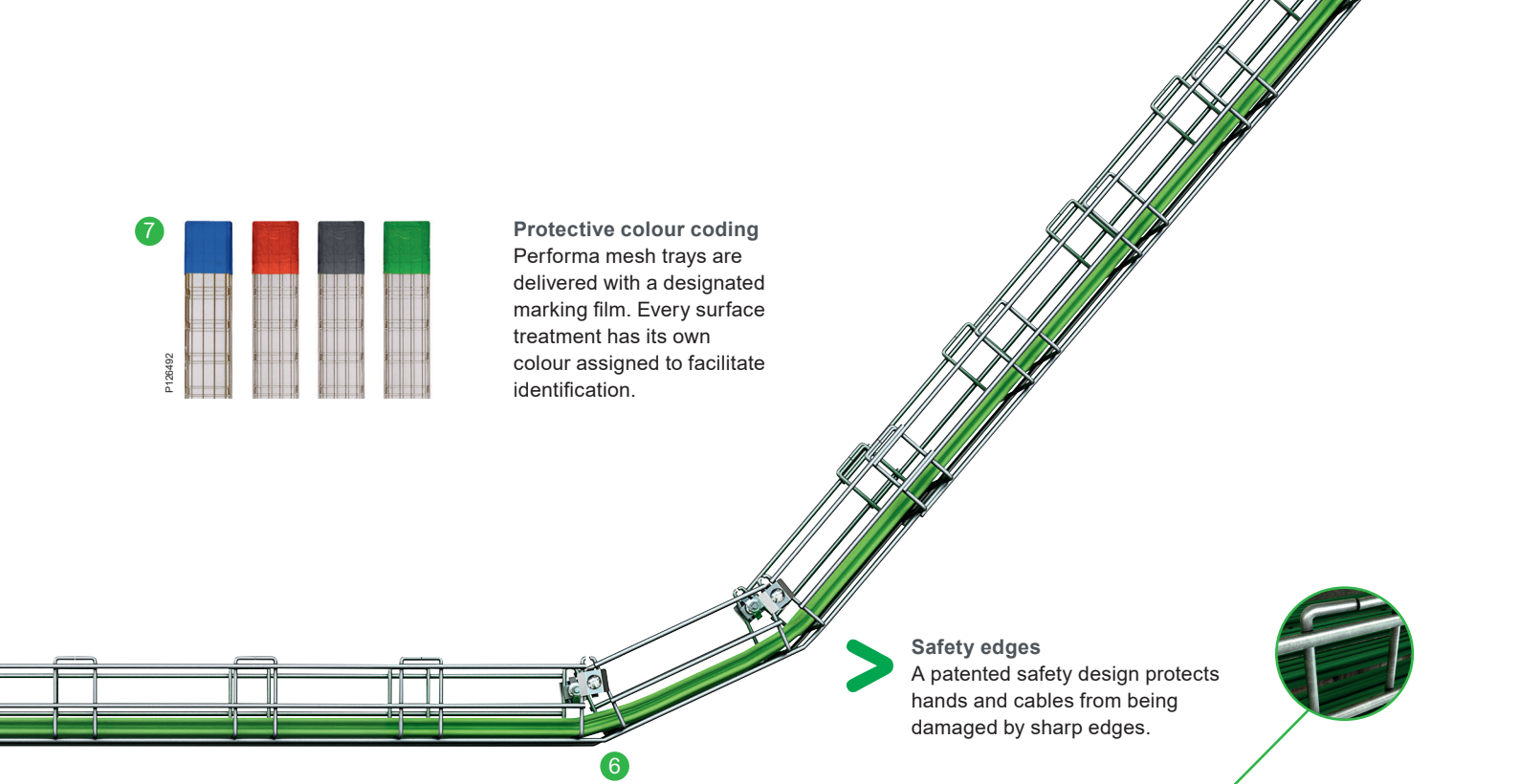


7




P126492

**Protective colour coding**  
 Performa mesh trays are delivered with a designated marking film. Every surface treatment has its own colour assigned to facilitate identification.



**Safety edges**  
 A patented safety design protects hands and cables from being damaged by sharp edges.

6



1



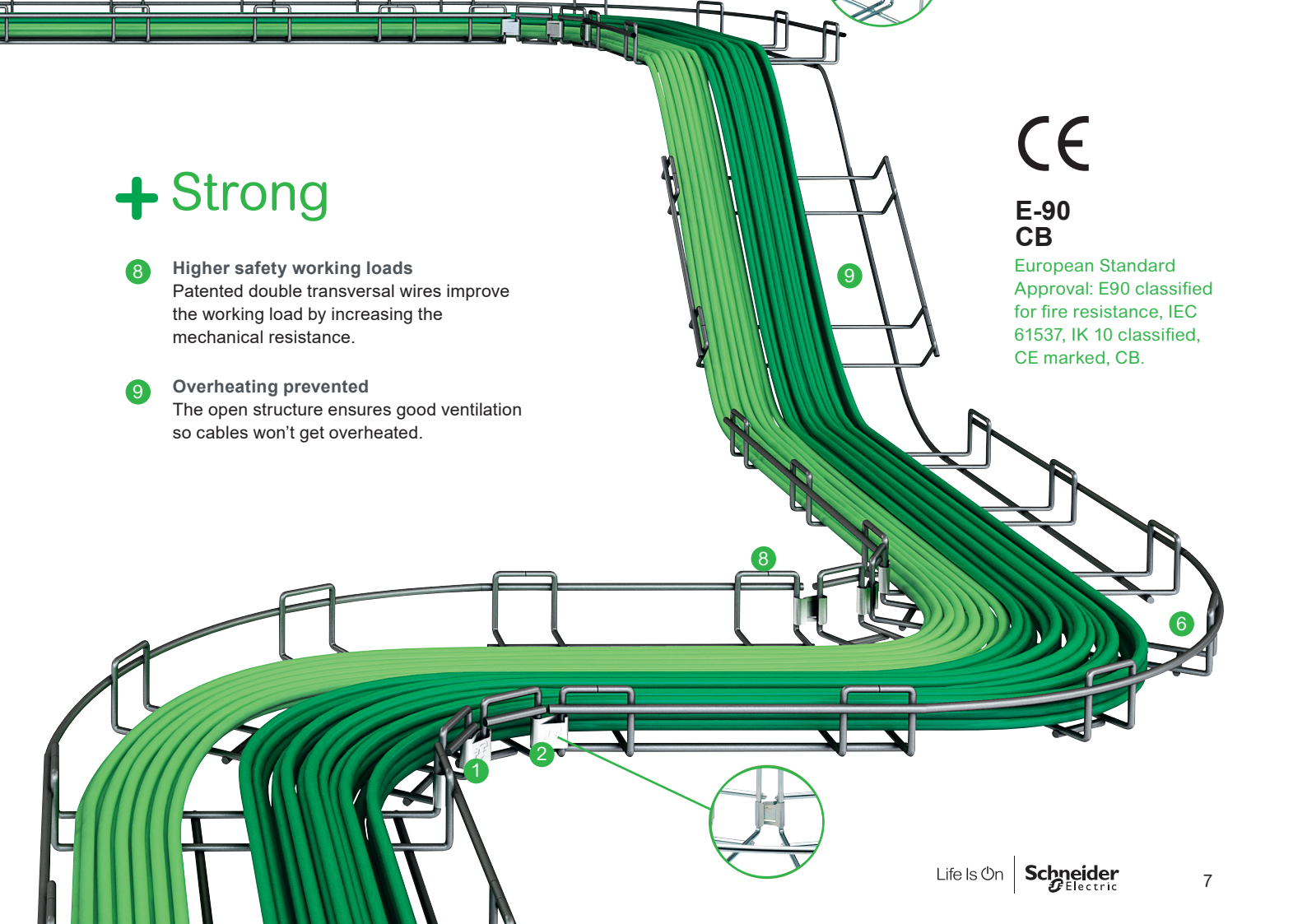
## + Strong

- 8 Higher safety working loads**  
 Patented double transversal wires improve the working load by increasing the mechanical resistance.
- 9 Overheating prevented**  
 The open structure ensures good ventilation so cables won't get overheated.

# CE

## E-90 CB

European Standard Approval: E90 classified for fire resistance, IEC 61537, IK 10 classified, CE marked, CB.



9

8

6

1

2





Choose the  
E90 certified  
Performa trays

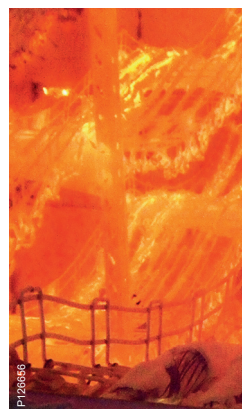
## Another hot Performa advantage – certified fire protection



Stands 90 minutes in  
a temperature up to  
1000°C.


Some of our Performa products have had their fire resistance tested and approved for both E30 and E90. We highly recommend these products in well-attended public areas, such as hospitals, airports and schools, where a fire easily can cause panic and a prolonged evacuation time is decisive.

E90 means that the tested mesh trays and accessories, in combination with E90 cables, are certified to stand 90 minutes in temperatures up to 1000°C without collapsing, with the electrical performance still remaining intact. That prevents many unnecessary accidents in the event of a fire.



### During the test

Performa system with Dätwyler Pyrofil KERAM E30 and E90 cables during the test. Chains (ballast) have been added to achieve a load of 10 kg per 1.2 metre support distance.



### After the test

Performa system after 90 minutes of fire test. The electrical performance is still intact.

# The importance of fire resistance

The longer mesh trays are resistant to fire, the longer the electric system will be able to operate normally. If it doesn't, it's very likely that critical emergency services, such as fire suppression systems, emergency lighting, ventilation and other basic installations also stop working. By choosing Perma products with E30 and E90 certification you will help decrease the number of casualties in the event of a fire.




## About the test



E90 helps prolonging evacuation time, in the event of a fire.

The Perma products exceeded the fire resistance test, qualifying for the highest level of resistance proposed by this standard – the E90. The trays with accessories and Dätwyler Pyrofil KERAM E30 and E90 cables were tested for 90 minutes in a temperature up to 1000°C (in accordance with the conditions of DIN 4102-12) maintaining circuit integrity against fire.

Perma is tested and certified for both E30 and E90. The test was performed and certified by the IBMB institute. IBMB is short for “Institut für Baustoffe, Masivbau und Brandschutz” – a department at the Institute of Technology at the University of Braunschweig in Germany – which for decades has performed public testing to establish fire resistance ratings.







Schneider  
Electric  
CSU4518220  
70x200 ZA  
CE

Schneider  
Electric  
CSU4518220  
70x200 ZA  
CE

5x2,5mm<sup>2</sup>


Schneider  
Electric  
CSU4518220  
70x200 ZA  
CE



# Surface treatments for all environments

## Codifications

- EZ** = Electro-Zinc
- HDG** = Hot-Dip Galvanized
- ZA, ZM** = Performa Zinc+
- SS** = Stainless Steel
- PG** = Pre-Galvanized
- LZ** = Lamellar Zinc



	Electro-zinc EZ	Hot-dip galvanized HDG	Performa Zinc+ ZA, ZM	Stainless steel SS
Indoor installations, not aggressive atmosphere (office building, commercial malls)				
Indoor installations, aggressive atmosphere, tunnels, underground				
Outdoor installation, urban location				
Chemical industries, acid and alkaline atmosphere				
Harbours, marines, water treatment				
Food industry				
Atmosphere with halogen				



Recommended



Possible to a certain extent. In case of doubt, please contact Schneider Electric.

**EZ:** Electro-Zinc (according to EN 12329-1) is a process that deposits a thin layer of zinc over the steel through an electro-chemical process, with an additional passivation that gives a typical shiny grey colour. The benefits of this process are control over zinc thickness and smoother surfaces.

**HDG:** Hot-Dip Galvanized (EN ISO 1461) is the process of coating steel with a zinc layer, by passing the steel through a molten bath of zinc at a temperature of more than 400 °C. The result is a surface treatment that protects the steel from environmental elements.

**ZA:** Performa Zinc+ surface treatment for mesh trays (EN 10244/2) with corrosion resistance exceeding that of HDG surface treatment. Excellent surface finish with self-repairing protection (galvanic protection).

**ZM:** Performa Zinc+ surface treatment for support and accessory system (EN 10346) with corrosion resistance exceeding that of HDG surface treatment. Excellent surface finish with self-repairing protection (galvanic protection).

**SS:** Stainless Steel AISI 304 (EN 10088-2) offers a high resistance to aggressive atmospheres. The pickling and passivation processes taking place after manufacturing improve the degree of protection of the steel.

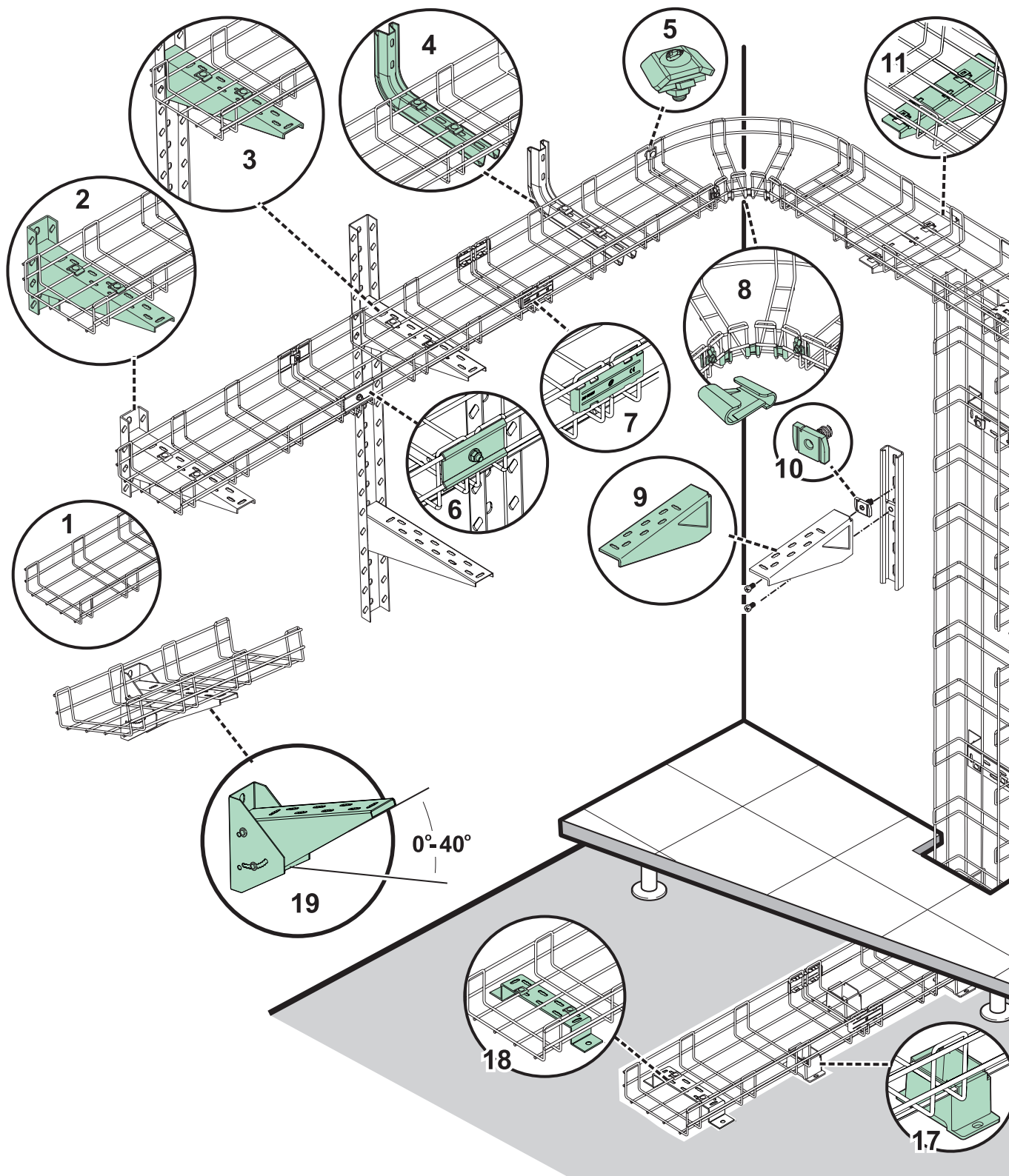
**PG:** Pre-Galvanized steel (EN 10346) is carbon steel that has gone through a zinc bath just after rolling. Good protection against oxidation and rust.

**LZ:** Lamellar Zinc is a zinc and aluminium coating with a degree of resistance to severe atmosphere comparable to that of hot-dip galvanised steel. It is used for small items to achieve a smooth surface.



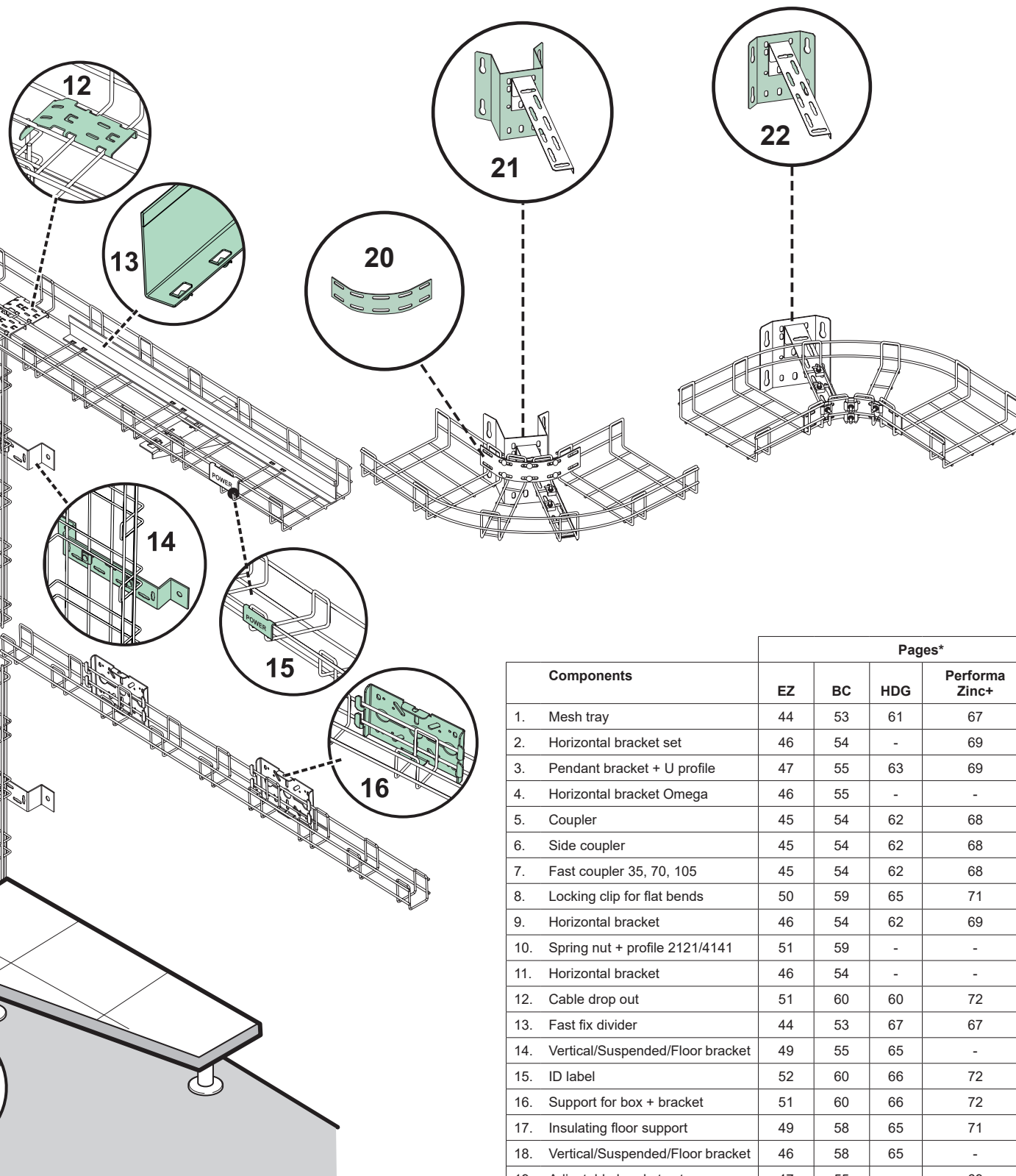
# Overall system view

## Wall and floor-mounted solutions



# Overall system view

## Wall and floor-mounted solutions



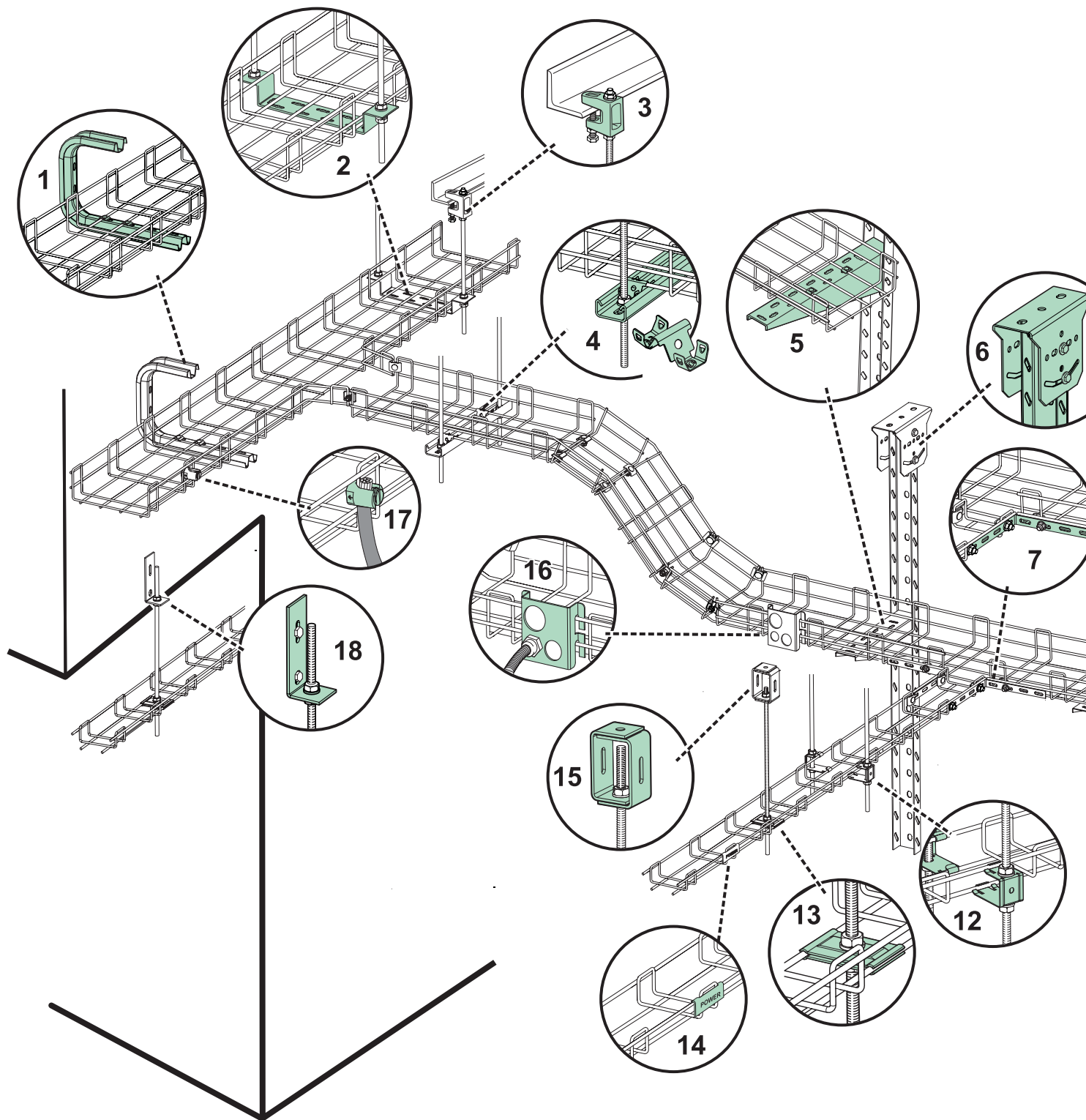
Components	Pages*				
	EZ	BC	HDG	Performa Zinc+	SS
1. Mesh tray	44	53	61	67	73
2. Horizontal bracket set	46	54	-	69	-
3. Pendant bracket + U profile	47	55	63	69	74
4. Horizontal bracket Omega	46	55	-	-	-
5. Coupler	45	54	62	68	74
6. Side coupler	45	54	62	68	74
7. Fast coupler 35, 70, 105	45	54	62	68	74
8. Locking clip for flat bends	50	59	65	71	76
9. Horizontal bracket	46	54	62	69	-
10. Spring nut + profile 2121/4141	51	59	-	-	-
11. Horizontal bracket	46	54	-	-	-
12. Cable drop out	51	60	60	72	77
13. Fast fix divider	44	53	67	67	73
14. Vertical/Suspended/Floor bracket	49	55	65	-	76
15. ID label	52	60	66	72	77
16. Support for box + bracket	51	60	66	72	77
17. Insulating floor support	49	58	65	71	76
18. Vertical/Suspended/Floor bracket	46	58	65	-	76
19. Adjustable bracket set	47	55	-	69	-
20. Perforated flat strip	50	59	66	-	-
21. Internal corner support	47	56	63	-	-
22. External corner support	47	56	63	-	-

\* The accessories are related to the surface treatment of the mesh trays they go with. For detailed information, please refer to the Choice guide sections.



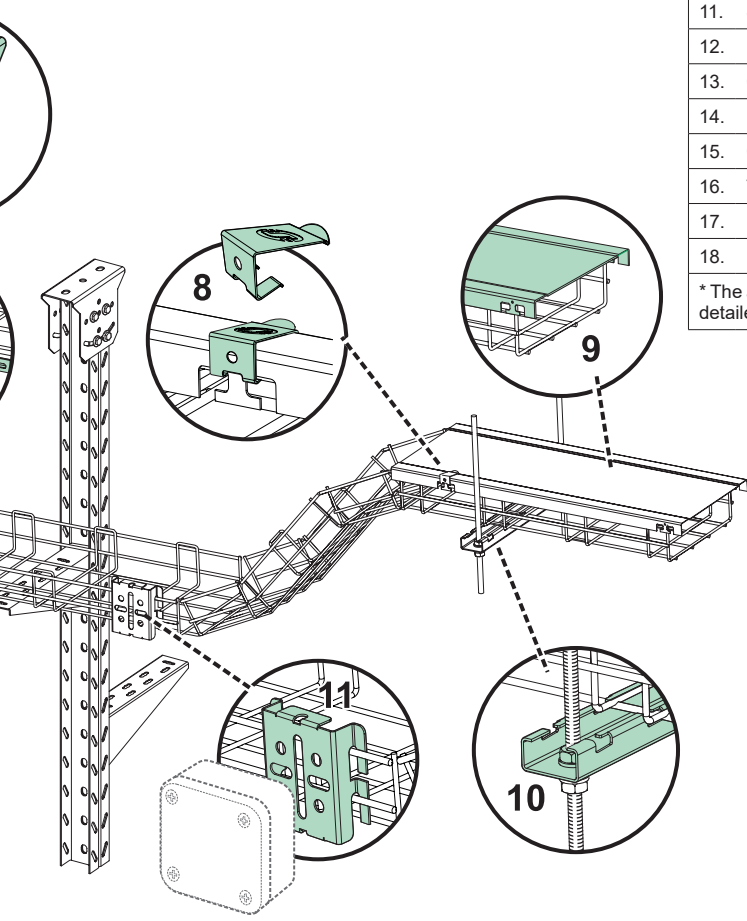
# Overall view of the Performa system

## Ceiling suspended solutions



# Overall view of the Performa system

## Ceiling suspended solutions

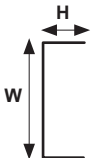




















Components	Pages*				
	EZ	BC	HDG	Performa Zinc+	SS
1. Ceiling bracket Omega	48	-	-	70	-
2. Vertical/Suspended/Floor bracket	48	56	63	-	75
3. Beam clamp	51	60	-	71	-
4. Profile fast fixing + Profile 21x41/41x41	-	59	65	71	76
5. Pendant bracket	49	58	64	70	76
6. Swivel support + U profile	49	58	64	71	76
7. Extendable joint	45	54	62	68	74
8. Cover fixing	45,51	53,60	61,66	67,72	73,77
9. Cover	45	53	61	67	73
10. Fast fix suspended bracket	47	56	63	70	-
11. Support for box/bracket	48	57	64	71	77
12. Fast fix hanger 35	48	57	64	70	77
13. Central suspension support	48	57	64	70	75
14. ID label	52	60	66	72	77
15. C shape support	48	57	64	-	75
16. Take-off plate	51	60	-	72	-
17. Earthing clamp	51	60	66	72	77
18. L shape support	48	57	64	-	75

\* The accessories are related to the surface treatment of the mesh trays they go with. For detailed information, please refer to the Choice guide sections.



For detailed range presentation  
– see page 38

Dimensions (HxW/mm) 	Complementary accessories			Dimensions (HxW/mm)							
				35x50	35x100	35x150	35x200	35x300	60x60		
	① Fixing	② Threaded rod	③ Bolt								
<b>Cable Tray</b>											
				CSU4511050	4511110	4511115	4511120	4511130	4511206		
<b>Dividers</b>											
<b>Fast-fix dividers</b> 				–	4571510	4571510	4571510	4571510			
<b>Bolted dividers</b> 	4561120			–	4721730	4721730	4721730	4721730			
<b>Cover</b>											
<b>Cover</b> 				–	4541110	4541115	4541120	4541130	4541106		
<b>Cover fixing</b> 				–	4530800	4530800	4530800	4530800	4530800		
<b>Couplers</b>											
<b>Fast coupler</b> 				4530135	4530135	4530135	4530135	4530135	4530200		
<b>Bolted Coupler</b> 				4561110	4561110	4561110	4561110	4561110	4561110		
<b>Side coupler</b> 				–	4561200	4561200	4561200	4561200	4561205		
<b>Extendable joint</b> 				4561150	4561150	4561150	4561150	4561150	4561150		
<b>Wall support</b>											
<b>Fast-fix horizontal bracket</b> 				–	4550110	4550111	4550112	4550113	–		
<b>Horizontal brackets</b> 	4561120			–	4551110	4551115	4551120	4551130	–		
<b>Horizontal brackets Ω</b> 	4561120			–	4550310	4550315	4550320	4550330	–		
<b>Horizontal bracket sets</b> 	4561120			–	4551210	4551215	4551220	4551230	–		
<b>Vertical/ Suspended/ Floor bracket *</b> 	4561120			–	4551310*	4551315*	4551320*	4551330*	–		
<b>Fast-fix hanger</b> 		4551467 4551470 4551480		4530400	4530400	4530400	4530400	4530400	4530400	–	
<b>Support for box + bracket *</b> 				–	–	–	–	–	4571120*		
<b>Adjustable bracket set</b> 	4561120			–	4551510	4551515	4551520	4551530	–		
<b>Pendant bracket + U profile</b> 	4561120		4571110	–	4551910 +	4551915 +	4551920 +	4551930 +	–		

\*) Same ref.no. used for several applications (e.g. wall-, ceiling-, floor support).

**Complementary accessories are needed to complete the installation of the cable trays and the brackets:**

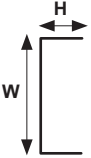

























- ❶ **Fixing:** For fixing the cable tray to the bracket and/or divider to tray. For further details, please refer to the chart "recommended fixings".
- ❷ **Threaded rods:** For ceiling suspended installations, used with supports and brackets
- ❸ **Bolts:** For fixing the U-profile to the swivel support, and/or the pendant bracket to the U-profile, and/or fast-fix suspended brackets back-to-back

	70x100	70x150	70x200	70x300	70x400	70x500	70x600	105x200	105x300	105x400	105x500	105x600
	4511210 4511210F 	4511215 4511215F 	4511220 4511220F 	4511230	4511240	4511250	4511260	4511320	4511330	4511340	4511350	4511360
	4571520	4571520	4571520	4571520	4571520	4571520	4571520	4571530	4571530	4571530	4571530	4571530
	4721760	4721760	4721760	4721760	4721760	4721760	4721760	4721780	4721780	4721780	4721780	4721780
	4541110	4541115	4541120	4541130	4541140	4541150	4541160	4541120	4541130	4541140	4541150	4541160
	4530800	4530800	4530800	4530800	4530800	4530800	4530800	4530800	4530800	4530800	4530800	453800
	4530200	4530200	4530200	4530200	4530200	4530200	4530200	4530200	4530200	4530200	4530200	4530200
	4561110	4561110	4561110	4561110	4561110	4561110	4561110	4561110	4561110	4561110	4561110	4561110
	4561205	4561205	4561205	4561205	4561205	4561205	4561205	4561205	4561205	4561205	4561205	4561205
	4561150	4561150	4561150	4561150	4561150	4561150	4561150	4561150	4561150	4561150	4561150	4561150
	4550110	4550111	4550112	4550113	4550114	4550115	4550116	4550112	4550113	4550114	4550115	4550116
	4551110	4551115	4551120	4551130	4551140	4551150	4551160	4551120	4551130	4551140	4551150	4551160
	4550310	4550315	4550320	4550330	-	-	-	4550320	4550330	-	-	-
	4551210	4551215	4551220	4551230	4551240	4551250	4551260	4551220	4551230	4551240	4551250	4551260
	4551310*	4551315*	4551320*	4551330*	4551340*	4551350*	4551360*	4551320*	4551330*	4551340*	4551350*	4551360*
	-	-	-	-	-	-	-	-	-	-	-	-
	-	-	-	-	-	-	-	-	-	-	-	-
	4551510	4551515	4551520	4551530	4551540	4551550	4551560	4551520	4551530	4551540	4551550	4551560
	4551910 +	4551915 +	4551920 +	4551930 +	4551940 +	4551950 +	4551960 +	4551920 +	4551930 +	4551940 +	4551950 +	4551960 +
	4551420	4551420	4551420	4551420	4551420	4551420	4551420	4551420	4551420	4551420	4551420	4551420

For fire resistant installations according to DIN 4102-12, E90, use mesh trays marked with fire symbol .  
 Certified together with Dätwyler cables at the IBB Institute, Germany.



For detailed range presentation  
– see page 38

Dimensions (HxW/mm) 	Complementary accessories			Dimensions (HxW/mm)						
	① Fixing	② Threaded rod	③ Bolt	35x50	35x100	35x150	35x200	35x300	60x60	
										
<b>Ceiling support</b>										
Fast-fix suspended brackets 		4551470 4551480		–	4530510	4530510	4530520	4530530	–	
Fast-fix suspended brackets 		4551470 4551480		–	4530570 4530580 4530590	4530570 4530580 4530590	4530570 4530580 4530590	4530570 4530580 4530590	–	
Vertical/ Suspended/ Floor bracket* 	4561120	4551467 4551470 4551480		–	4551310*	4551315*	4551320*	4551330*	–	
Ceiling bracket Ω 	4561120			–	4550410	4550415	4550420	4550430	–	
Heavy duty suspended bracket 	4561120	4551467 4551470 4551480		–	–	–	4551620	4551630	–	
Central suspension support 		4551467 4551470 4551480		–	4551430	–	4551430	4551430	–	
Fast-fix hanger 		4551467 4551470 4551480		4530400	4530400	4530400	4530400	4530400	–	
Support for box + bracket* 		4551467 4551470 4551480		–	–	–	–	–	4571120*	
Support for box + bracket double* 		4551467 4551470 4551480		–	–	–	–	–	–	
"C" Shape support 		4551467 4551470 4551480		4551440	4551440	4551440	4551440	4551440	4551440	
"L" shape support 		4551467 4551470 4551480		4551450	4551450	4551450	4551450	4551450	4551450	
Pendant bracket + U profile + swivel support 	4561120		4571110	–	4551910+ 4551410+ 4551420	4551915+ 4551410+ 4551420	4551920+ 4551410+ 4551420	4551930+ 4551410+ 4551420	–	
<b>Floor support</b>										
Vertical/ Suspended/ Floor bracket* 	4561120			–	4551310*	4551315*	4551320*	4551330*	–	
Fixings 				4561120	4561120	4561120	4561120	4561120	4561120	
Locking clip for flat bends 				–	4530900	4530900	4530900	4530900	4530900	
Profile fast fixing+ Profiles 2141/4141 				–	4530300	4530300	4530300	4530300	4530100	

\*) Same ref.no. used for several applications (e.g. wall-, ceiling-, floor support).

\*\*) Use bolts to fix fast-fix suspended brackets marked \*\* back to back.

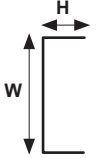






**Complementary accessories are needed to complete the installation of the cable trays and the brackets:**

- ❶ **Fixing:** For fixing the cable tray to the bracket and/or divider to tray. For further details, please refer to the chart "recommended fixings".
- ❷ **Threaded rods:** For ceiling suspended installations, used with supports and brackets
- ❸ **Bolts:** For fixing the U-profile to the swivel support, and/or the pendant bracket to the U-profile, and/or fast-fix suspended brackets back-to-back

	70x100	70x150	70x200	70x300	70x400	70x500	70x600	105x200	105x300	105x400	105x500	105x600
	4530510	4530510	4530520	4530530	4530540**	4530550**	4530560**	4530520	4530530	4530540**	4530550**	4530560**
	4530570 4530580 4530590	4530570 4530580 4530590	4530570 4530580 4530590	4530570 4530580 4530590	4530570 4530580 4530590	4530570 4530580 4530590	4530570 4530580 4530590	4530570 4530580 4530590	4530570 4530580 4530590	4530570 4530580 4530590	4530570 4530580 4530590	4530570 4530580 4530590
	4551310*	4551315*	4551320*	4551330*	4551340*	4551350*	4551360*	4551320*	4551330*	4551340*	4551350*	4551360*
	4550410	4550415	4550420	4550430	-	-	-	4550420	4550430	-	-	-
	-	-	4551620	4551630	4551640	4551650	4551660	4551620	4551630	4551640	4551650	4551660
	4551430	-	4551430	4551430	-	-	-	4551430	4551430	-	-	-
	-	-	-	-	-	-	-	-	-	-	-	-
	4571120*	4571120*	4571120*	4571120*	4571120*	4571120*	4571120*	-	-	-	-	-
	-	-	-	-	-	-	-	4571130*	4571130*	4571130*	4571130*	4571130*
	4551440	4551440	4551440	4551440	4551440	4551440	4551440	4551440	4551440	4551440	4551440	4551440
	4551450	4551450	4551450	4551450	4551450	4551450	4551450	4551450	4551450	4551450	4551450	4551450
	4551910+ 4551410+ 4551420	4551915+ 4551410+ 4551420	4551920+ 4551410+ 4551420	4551930+ 4551410+ 4551420	4551940+ 4551410+ 4551420	4551950+ 4551410+ 4551420	4551960+ 4551410+ 4551420	4551920+ 4551410+ 4551420	4551930+ 4551410+ 4551420	4551940+ 4551410+ 4551420	4551950+ 4551410+ 4551420	4551960+ 4551410+ 4551420
	4551310*	4551315*	4551320*	4551330*	4551340*	4551350*	4551360*	4551320*	4551330*	4551340*	4551350*	4551360*
	4561120	4561120	4561120	4561120	4561120	4561120	4561120	4561120	4561120	4561120	4561120	4561120
	4530900	4530900	4530900	4530900	4530900	4530900	4530900	4530900	4530900	4530900	4530900	4530900
	4530300	4530300	4530300	4530300	4530300	4530300	4530300	4530300	4530300	4530300	4530300	4530300



For detailed range presentation  
– see page 38

Dimensions (HxW/mm) 	Complementary accessories			Dimensions (HxW/mm)						
				35x50	35x100	35x150	35x200	35x300	60x60	
	① Fixing	② Threaded rod	③ Bolt							
<b>Cabling supports</b>										
Support for box + bracket*				-	-	-	-	-	-	4571120*
Support for box + bracket double*				-	-	-	-	-	-	4571130*
Take-off plate				-	-	-	-	-	-	4571315
Cable drop-out				-	4530700	4530700	4530700	4530700	4530700	-
<b>Mounting accessories</b>										
Earthing clamp				4571310	4571310	4571310	4571310	4571310	4571310	4571310
ID label				4551485	4551485	4551485	4551485	4551485	4551485	4551485

\*) Same ref.no. used for several applications (e.g. wall-, ceiling-, floor support).

Others (fixings)	Ref. No	Complementary accessories	
<b>Bolts</b>			
Bolt	4571110		
Pin bolt	4571115		

Others (ceiling support)	Ref. No	Complementary accessories	
<b>Beam clamps</b>			
Beam clamp	4571408	4551470	4551480
	4571410		
Beam clamp horizontal	4571416	4551467	
	4571418	4551470	4551480
Beam clamp vertical	4571438	4551470	4551480
<b>Threaded rods</b>			
Threaded rods	4551467	4551481	
	4551470		
	4551480	4551482	

Others	Ref. No
<b>Other accessories</b>	
Bolt cropper	4580110
Spray paint	4580130

**Complementary accessories are needed to complete the installation of the cable trays and the brackets:**

- ❶ **Fixing:** For fixing the cable tray to the bracket and/or divider to tray. For further details, please refer to the chart "recommended fixings".
- ❷ **Threaded rods:** For ceiling suspended installations, used with supports and brackets
- ❸ **Bolts:** For fixing the U-profile to the swivel support, and/or the pendant bracket to the U-profile, and/or fast-fix suspended brackets back-to-back

	70x100	70x150	70x200	70x300	70x400	70x500	70x600	105x200	105x300	105x400	105x500	105x600
	4571120*	4571120*	4571120*	4571120*	4571120*	4571120*	4571120*	4571120*	4571120*	4571120*	4571120*	4571120*
	4571130*	4571130*	4571130*	4571130*	4571130*	4571130*	4571130*	4571130*	4571130*	4571130*	4571130*	4571130*
	4571315	4571315	4571315	4571315	4571315	4571315	4571315	4571315	4571315	4571315	4571315	4571315
	4530700	4530700	4530700	4530700	4530700	4530700	4530700	4530700	4530700	4530700	4530700	4530700
	4571310	4571310	4571310	4571310	4571310	4571310	4571310	4571310	4571310	4571310	4571310	4571310
	4551485	4551485	4551485	4551485	4551485	4551485	4551485	4551485	4551485	4551485	4551485	4551485



For detailed range presentation  
– see page 47

Dimensions (HxW/mm)	Complementary accessories			Dimensions (HxW/mm)						
				35x50	35x100	35x150	35x200	35x300	60x60	
	<b>1 Fixing</b> 	<b>2 Threaded rod</b> 	<b>3 Bolt</b> 							
<b>Cable Tray</b>				CSU4512050	4512110	4512115	4512120	4512130	4512206	
<b>Dividers</b>										
Fast-fix dividers				–	CSU 4578510					
Bolted dividers				4562120	–	4722730	4722730	4722730	4722730	
<b>Cover</b>										
Cover				–	4542110	4542115	4542120	4542130	4542106	
Cover fixing				–	4532800	4532800	4532800	4532800	4532800	
<b>Couplers</b>										
Fast coupler				4532135	4532135	4532135	4532135	4532135	4532200	
Bolted Coupler				4562110	4562110	4562110	4562110	4562110	4562110	
Side coupler				–	4562200	4562200	4562200	4562200	4562205	
<b>Wall support</b>										
Horizontal bracket				4562120	–	4552110	4552115	4552120	4552130	–
Vertical/ Suspended/ Floor bracket*				4562120	–	4552310*	4552315*	4552320*	4552330*	–
Fast-fix hanger					4530400	4530400	4530400	4530400	4530400	–
Support for box + bracket*					–	–	–	–	–	4575120*
Pendant bracket + U profile				4562120	–	CSU4548910 + CSU4548420	CSU4548915 + CSU4548420	CSU4548920 + CSU4548420	CSU4548930 + CSU4548420	–

\*) Same ref.no. used for several applications (e.g. wall-, ceiling-, floor support).

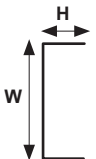























**Complementary accessories are needed to complete the installation of the cable trays and the brackets:**

- ❶ **Fixing:** For fixing the cable tray to the bracket and/or divider to tray. For further details, please refer to the chart "recommended fixings".
- ❷ **Threaded rods:** For ceiling suspended installations, used with supports and brackets
- ❸ **Bolts:** For fixing the U-profile to the swivel support, and/or the pendant bracket to the U-profile, and/or fast-fix suspended brackets back-to-back

	70x100	70x150	75x200	70x300	70x400	70x500	70x600	105x200	105x300	105x400	105x500	105x600
	4512210	4512215	4512220	4512230	4512240	4512250	4512260	4512320	4512330	4512340	4512350	4512360
	CSU4578520						CSU4578530					
	4722760	4722760	4722760	4722760	4722760	4722760	4722760	4722780	4722780	4722780	4722780	4722780
	4542110	4542115	4542120	4542130	4542140	4542150	4542160	4542120	4542130	4542140	4542150	4542160
	4532800	4532800	4532800	4532800	4532800	4532800	4532800	4532800	4532800	4532800	4532800	4532800
	4532200	4532200	4532200	4532200	4532200	4532200	4532200	4532200	4532200	4532200	4532200	4532200
	4562110	4562110	4562110	4562110	4562110	4562110	4562110	4562110	4562110	4562110	4562110	4562110
	4562205	4562205	4562205	4562205	4562205	4562205	4562205	4562205	4562205	4562205	4562205	4562205
	4552110	4552115	4552120	4552130	4552140	4552150	4552160	4552120	4552130	4552140	4552150	4552160
	4552310*	4552315*	4552320*	4552330*	4552340*	4552350*	4552360*	4552320*	4552330*	4552340*	4552350*	4552360*
	-	-	-	-	-	-	-	-	-	-	-	-
	-	-	-	-	-	-	-	-	-	-	-	-
	CSU4548910 +	CSU4548915 +	CSU4548920 +	CSU4548930 +	CSU4548940 +	CSU4548950 +	CSU4548960 +	CSU4548920 +	CSU4548930 +	CSU4548940 +	CSU4548950 +	CSU4548960 +
	CSU4548420	CSU4548420	CSU4548420	CSU4548420	CSU4548420	CSU4548420	CSU4548420	CSU4548420	CSU4548420	CSU4548420	CSU4548420	CSU4548420



For detailed range presentation  
– see page 47

Dimensions (HxW/mm) 	Complementary accessories			Dimensions (HxW/mm)						
	① Fixing 	② Threaded rod 	③ Bolt 	35x50	35x100	35x150	35x200	35x300	60x60	
										
<b>Ceiling support</b>										
Fast fix suspended brackets		4555470 4555480	713694**	–	4532510	4532510	4532520	4532530	–	
Fast-fix suspended brackets		4555470 4555480	713694	–	4532570 4532580 4532590	4532570 4532580 4532590	4532570 4532580 4532590	4532570 4532580 4532590	–	
Vertical/ Suspended/ Floor bracket *		4562120	4555470 4555480	–	4552310*	4552315*	4552320*	4552330*	–	
Central suspension support			4555470 4555480	–	4552430	–	4552430	4552430	–	
Fast-fix hanger			4555470 4555480	4532400	4532400	4532400	4532400	4532400	–	
Support for box + bracket *			4555470 4555480	–	–	–	–	–	CSU 4572120*	
Support for box + bracket double*			4555470 4555480	–	–	–	–	–	–	
"C" Shape support			4555470 4555480	4552440	4552440	4552440	4552440	4552440	4552440	
"L" shape support			4555470 4555480	4552450	4552450	4552450	4552450	4552450	4552450	
Pendant bracket + U profile + swivel support		4562120	4572110	–	CSU4548910+ CSU4548410+ CSU4548420	CSU4548915+ CSU4548410+ CSU4548420	CSU4548920+ CSU4548410+ CSU4548420	CSU4548930+ CSU4548410+ CSU4548420	–	
<b>Floor support</b>										
Vertical/ Suspended/ Floor bracket *		4561120		–	4552310*	4552315*	4552320*	4552330*	–	
<b>Fixing accessories</b>										
Fixings				4562120	4562120	4562120	4562120	4562120	4562120	
Locking clip for flat bends				–	4532900	4532900	4532900	4532900	4532900	
Profile fast fixing				–	4532300	4532300	4532300	4532300	4532100	

\*) Same ref.no. used for several applications (e.g. wall-, ceiling-, floor support).

\*\*) Use bolts to fix fast-fix suspended brackets marked \*\* back to back.

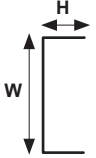














**Complementary accessories are needed to complete the installation of the cable trays and the brackets:**

- ❶ **Fixing:** For fixing the cable tray to the bracket and/or divider to tray. For further details, please refer to the chart "recommended fixings".
- ❷ **Threaded rods:** For ceiling suspended installations, used with supports and brackets
- ❸ **Bolts:** For fixing the U-profile to the swivel support, and/or the pendant bracket to the U-profile, and/or fast-fix suspended brackets back-to-back

	70x100	70x150	70x200	70x300	70x400	70x500	70x600	105x200	105x300	105x400	105x500	105x600
	4532510	4532510	4532520	4532530	4532540**	4532550**	4532560**	4532520	4532530	4532540**	4532550**	4532560**
	4532570 4532580 4532590	4532570 4532580 4532590	4532570 4532580 4532590	4532570 4532580 4532590	4532570 4532580 4532590	4532570 4532580 4532590	4532570 4532580 4532590	4532570 4532580 4532590	4532570 4532580 4532590	4532570 4532580 4532590	4532570 4532580 4532590	4532570 4532580 4532590
	4552310*	4552315*	4552320*	4552330*	4552340*	4552350*	4552360*	4552320*	4552330*	4552340*	4552350*	4552360*
	4552430	–	4552430	4552430	–	–	–	4552430	4552430	–	–	–
	–	–	–	–	–	–	–	–	–	–	–	–
	CSU 4572120*	CSU 4572120*	CSU 4572120*	CSU 4572120*	CSU 4572120*	CSU 4572120*	CSU 4572120*	–	–	–	–	–
	–	–	–	–	–	–	–	4575130*	4575130*	4575130*	4575130*	4575130*
	4552440	4552440	4552440	4552440	4552440	4552440	4552440	4552440	4552440	4552440	4552440	4552440
	4552450	4552450	4552450	4552450	4552450	4552450	4552450	4552450	4552450	4552450	4552450	4552450
	CSU4548910+ CSU4548410+ CSU4548420	CSU4548915+ CSU4548410+ CSU4548420	CSU4548920+ CSU4548410+ CSU4548420	CSU4548930+ CSU4548410+ CSU4548420	CSU4548940+ CSU4548410+ CSU4548420	CSU4548950+ CSU4548410+ CSU4548420	CSU4548960+ CSU4548410+ CSU4548420	CSU4548920+ CSU4548410+ CSU4548420	CSU4548930+ CSU4548410+ CSU4548420	CSU4548940+ CSU4548410+ CSU4548420	CSU4548950+ CSU4548410+ CSU4548420	CSU4548960+ CSU4548410+ CSU4548420
	4552310*	4552315*	4552320*	4552330*	4552340*	4552350*	4552360*	4552320*	4552330*	4552340*	4552350*	4552360*
	4562120	4562120	4562120	4562120	4562120	4562120	4562120	4562120	4562120	4562120	4562120	4562120
	4532900	4532900	4532900	4532900	4532900	4532900	4532900	4532900	4532900	4532900	4532900	4532900
	4532300	4532300	4532300	4532300	4532300	4532300	4532300	4532300	4532300	4532300	4532300	4532300



For detailed range presentation  
– see page 47

Dimensions (HxW/mm) 	Complementary accessories			Dimensions (HxW/mm)						
				35x50	35x100	35x150	35x200	35x300	60x60	
	① Fixing	② Threaded rod	③ Bolt							
										
<b>Cabling supports</b>										
Support for box + bracket 				–	–	–	–	–	4575120*	
Support for box + bracket double 				–	–	–	–	–	4575130	
Cable drop-out 				–	4532700	4532700	4532700	4532700	–	
<b>Mounting accessories</b>										
Earthing clamp 				4571310	4571310	4571310	4571310	4571310	4571310	
ID label 				4551485	4551485	4551485	4551485	4551485	4551485	

\*) Same ref.no. used for several applications (e.g. wall-, ceiling-, floor support).

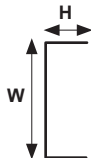
















Others (fixings)	Ref. No
<b>Bolts</b>	
Bolt 	713694 4572110
Pin bolt 	4575115
Bolt cropper 	4580110

**Complementary accessories are needed to complete the installation of the cable trays and the brackets:**

- ❶ **Fixing:** For fixing the cable tray to the bracket and/or divider to tray. For further details, please refer to the chart "recommended fixings".
- ❷ **Threaded rods:** For ceiling suspended installations, used with supports and brackets
- ❸ **Bolts:** For fixing the U-profile to the swivel support, and/or the pendant bracket to the U-profile, and/or fast-fix suspended brackets back-to-back

	70x100	70x150	70x200	70x300	70x400	70x500	70x600	105x200	105x300	105x400	105x500	105x600
	4575120*	4575120*	4575120*	4575120*	4575120*	4575120*	4575120*	4575120*	4575120*	4575120*	4575120*	4575120*
	4575130	4575130	4575130	4575130	4575130	4575130	4575130	4575130*	4575130*	4575130*	4575130*	4575130*
	4532700	4532700	4532700	4532700	4532700	4532700	4532700	4532700	4532700	4532700	4532700	4532700
	4571310	4571310	4571310	4571310	4571310	4571310	4571310	4571310	4571310	4571310	4571310	4571310
	4551485	4551485	4551485	4551485	4551485	4551485	4551485	4551485	4551485	4551485	4551485	4551485

For detailed range presentation  
– see page 53

Dimensions (HxW/mm) 	Complementary accessories			Dimensions (HxW/mm)						
				35x50	35x100	35x150	35x200	35x300	60x60	
	① Fixing	② Threaded rod	③ Bolt							
<b>Cable Tray</b>					CSU 4512050	CSU 4518110	CSU 4518115	CSU 4518120	CSU 4518130	CSU 4518206
<b>Dividers</b>										
Fast-fix dividers					–	CSU 4578510	CSU 4578510	CSU 4578510	CSU 4578510	–
Bolted dividers				4562120	–	–	–	–	–	–
<b>Cover</b>										
Cover					–	CSU 4538110	CSU 4538115	CSU 4538120	CSU 4538130	CSU 4538106
Cover fixing					–	4532800	4532800	4532800	4532800	4532800
<b>Couplers</b>										
Fast coupler					CSU 4538135	CSU 4538135	CSU 4538135	CSU 4538135	CSU 4538135	CSU 4538200
Bolted Coupler					CSU 4568110	CSU 4568110	CSU 4568110	CSU 4568110	CSU 4568110	CSU 4568110
Side coupler					–	CSU 4568200	CSU 4568200	CSU 4568200	CSU 4568200	CSU 4568205
<b>Wall support</b>										
Fast-fix horizontal bracket					–	CSU 4558110	CSU 4558111	CSU 4558112	CSU 4558113	–
Horizontal bracket		CSU 4568120			–	CSU 4548110	CSU 4548115	CSU 4548120	CSU 4548130	–
Horizontal brackets Ω		CSU 4568120			–	CSU 4558310	CSU 4558315	CSU 4558320	CSU 4558330	–
Vertical/ Suspended/ Floor bracket*		CSU 4568120			–	4552310*	4552315*	4552320*	4552330*	–
Fast-fix hanger			4555470 4555480		4532400	4532400	4532400	4532400	4532400	–
Support for box + bracket*					–	–	–	–	–	CSU 4578120*
Adjustable bracket set		CSU 4568120			–	CSU 4558510	CSU 4558515	CSU 4558520	CSU 4558530	–
Pendant bracket + U profile		CSU 4568120			–	CSU 4548910 + CSU 4548920	CSU 4548915 + CSU 4548920	CSU 4548920 + CSU 4548920	CSU 4548930 + CSU 4548920	–

\*) Same ref.no. used for several applications (e.g. wall-, ceiling-, floor support).



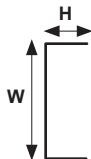













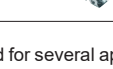
**Complementary accessories are needed to complete the installation of the cable trays and the brackets:**

- ❶ **Fixing:** For fixing the cable tray to the bracket and/or divider to tray. For further details, please refer to the chart "recommended fixings".
- ❷ **Threaded rods:** For ceiling suspended installations, used with supports and brackets
- ❸ **Bolts:** For fixing the U-profile to the swivel support, and/or the pendant bracket to the U-profile, and/or fast-fix suspended brackets back-to-back

	70x100	70x150	70x200	70x300	70x400	70x500	70x600	105x200	105x300	105x400	105x500	105x600
	CSU 4518210 4518210F	CSU 4518215 4518215F	CSU 4518220 4518220F	CSU 4518230	CSU 4518240	CSU 4518250	CSU 4518260	CSU 4518320	CSU 4518330	CSU 4518340	CSU 4518350	CSU 4518360
	CSU 4578520	CSU 4578520	CSU 4578520	CSU 4578520	CSU 4578520	CSU 4578520	CSU 4578520	CSU 4578530	CSU 4578530	CSU 4578530	CSU 4578530	CSU 4578530
	CSU 4728760	CSU 4728760	CSU 4728760	CSU 4728760	CSU 4728760	CSU 4728760	CSU 4728760	CSU 4728780	CSU 4728780	CSU 4728780	CSU 4728780	CSU 4728780
	CSU 4538110	CSU 4538115	CSU 4538120	CSU 4538130	CSU 4538140	CSU 4538150	CSU 4538160	CSU 4538120	CSU 4538130	CSU 4538140	CSU 4538150	CSU 4538160
	4532800	4532800	4532800	4532800	4532800	4532800	4532800	4532800	4532800	4532800	4532800	4532800
	CSU 4538200	CSU 4538200	CSU 4538200	CSU 4538200	CSU 4538200	CSU 4538200	CSU 4538200	CSU 4538200	CSU 4538200	CSU 4538200	CSU 4538200	CSU 4538200
	CSU 4568110	CSU 4568110	CSU 4568110	CSU 4568110	CSU 4568110	CSU 4568110	CSU 4568110	CSU 4568110	CSU 4568110	CSU 4568110	CSU 4568110	CSU 4568110
	CSU 4568205	CSU 4568205	CSU 4568205	CSU 4568205	CSU 4568205	CSU 4568205	CSU 4568205	CSU 4568205	CSU 4568205	CSU 4568205	CSU 4568205	CSU 4568205
	CSU 4558110	CSU 4558111	CSU 4558112	CSU 4558113	-	-	-	CSU 4558112	CSU 4558113	-	-	-
	CSU 4548110	CSU 4548115	CSU 4548120	CSU 4548130	4552140	4552150	4552160	CSU 4548120	CSU 4548130	4552140	4552150	4552160
	CSU 4558310	CSU 4558315	CSU 4558320	CSU 4558330	-	-	-	CSU 4558320	CSU 4558330	-	-	-
	4552310*	4552315*	4552320*	4552330*	4552340*	4552350*	4552360*	4552320*	4552330*	4552340*	4552350*	4552360*
	-	-	-	-	-	-	-	-	-	-	-	-
	-	-	-	-	-	-	-	-	-	-	-	-
	CSU 4558510	CSU 4558515	CSU 4558520	CSU 4558530	CSU 4558540	CSU 4558550	CSU 4558560	CSU 4558520	CSU 4558530	CSU 4558540	CSU 4558550	CSU 4558560
	CSU 4548910 + CSU 4548920	CSU 4548915 + CSU 4548920	CSU 4548920 + CSU 4548920	CSU 4548930 + CSU 4548920	CSU 4548940 + CSU 4548920	CSU 4548950 + CSU 4548920	CSU 4548960 + CSU 4548920	CSU 4548920 + CSU 4548920	CSU 4548930 + CSU 4548920	CSU 4548940 + CSU 4548920	CSU 4548950 + 4CSU 4548920	CSU 4548960 + CSU 4548920

For fire resistant installations according to DIN 4102-12, E90, use mesh trays marked with fire symbol .  
 Certified together with Dätwyler cables at the IBMB Institute, Germany.

For detailed range presentation  
– see page 53

Dimensions (HxW/mm) 	Complementary accessories			Dimensions (HxW/mm)						
				35x50	35x100	35x150	35x200	35x300	60x60	
	① Fixing	② Threaded rod	③ Bolt							
<b>Ceiling support</b>										
Fast fix suspended brackets		4555470 4555480	713694**	–	CSU 4538510	CSU 4538510	CSU 4538520	CSU 4538530	–	
Fast-fix suspended brackets		4555470 4555480	713694	–	CSU 4538570 CSU 4538580 CSU 4538590			–		
Vertical/ Suspended/ Floor bracket*		CSU 4568120	4555470 4555480	–	4552310*	4552315*	4552320*	4552330*	–	
Central suspension support		4555470 4555480		–	CSU 4548430	–	CSU 4548430	CSU 4548430	–	
Fast-fix hanger		4555470 4555480		4532400	4532400	4532400	4532400	4532400	–	
Support for box + bracket*		4555470 4555480		–	–	–	–	–	CSU 4578120*	
Support for box + bracket double*		4555470 4555480		–	–	–	–	–	–	
"C" Shape support		4555470 4555480		4552440	4552440	4552440	4552440	4552440	4552440	
"L" shape support		4555470 4555480		4552450	4552450	4552450	4552450	4552450	4552450	
Pendant bracket + U profile + swivel support		CSU 4568120		–	CSU 4548910+	CSU 4548915+	CSU 4548920+	CSU 4548930+	–	
<b>Floor support</b>										
Vertical/ Suspended/ Floor bracket*		CSU 4568120		–	4552310*	4552315*	4552320*	4552330*	–	
<b>Fixing accessories</b>										
Fixings				CSU 4568120	CSU 4568120	CSU 4568120	CSU 4568120	CSU 4568120	CSU 4568120	
Locking clip for flat bends				–	4532900	4532900	4532900	4532900	4532900	
Profile fast fixing				–	4532300	4532300	4532300	4532300	4532100	

\*) Same ref.no. used for several applications (e.g. wall-, ceiling-, floor support).

\*\*) Use bolts to fix fast-fix suspended brackets marked \*\* back to back.

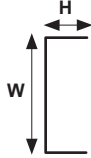
















**Complementary accessories are needed to complete the installation of the cable trays and the brackets:**

- ❶ **Fixing:** For fixing the cable tray to the bracket and/or divider to tray. For further details, please refer to the chart "recommended fixings".
- ❷ **Threaded rods:** For ceiling suspended installations, used with supports and brackets
- ❸ **Bolts:** For fixing the U-profile to the swivel support, and/or the pendant bracket to the U-profile, and/or fast-fix suspended brackets back-to-back




	70x100	70x150	70x200	70x300	70x400	70x500	70x600	105x200	105x300	105x400	105x500	105x600
	CSU 4538510	CSU 4538510	CSU 4538520	CSU 4538530	CSU 4538540**	CSU 4538550**	CSU 4538560**	CSU 4538520	CSU 4538530	CSU 4538540**	CSU 4538550**	CSU 4538560**
	CSU 4538570 CSU 4538580 CSU 4538590						CSU 4538570 CSU 4538580 CSU 4538590					
	4552310*	4552315*	4552320*	4552330*	4552340*	4552350*	4552360*	4552320*	4552330*	4552340*	4552350*	4552360*
	CSU 4548430	-	CSU 4548430	CSU 4548430	-	-	-	CSU 4548430	CSU 4548430	-	-	-
	-	-	-	-	-	-	-	-	-	-	-	-
	CSU 4578120*	CSU 4578120*	CSU 4578120*	CSU 4578120*	CSU 4578120*	CSU 4578120*	CSU 4578120*	CSU 4578120*	CSU 4578120*	CSU 4578120*	CSU 4578120*	CSU 4578120*
	-	CSU 4578130*	CSU 4578130*	CSU 4578130*	CSU 4578130*	CSU 4578130*	CSU 4578130*	CSU 4578130*	CSU 4578130*	CSU 4578130*	CSU 4578130*	CSU 4578130*
	4552440	4552440	4552440	4552440	4552440	4552440	4552440	4552440	4552440	4552440	4552440	4552440
	4552450	4552450	4552450	4552450	4552450	4552450	4552450	4552450	4552450	4552450	4552450	4552450
	CSU 4548910+	CSU 4548915+	CSU 4548920+	CSU 4548930+	CSU 4548940+	CSU 4548950+	CSU 4548960+	CSU 4548920+	CSU 4548930+	CSU 4548940+	CSU 4548950+	CSU 4548960+
	CSU4548410+ CSU4548420						CSU4548410+ CSU4548420					
	4552310*	4552315*	4552320*	4552330*	4552340*	4552350*	4552360*	4552320*	4552330*	4552340*	4552350*	4552360*
	CSU 4568120	CSU 4568120	CSU 4568120	CSU 4568120	CSU 4568120	CSU 4568120	CSU 4568120	CSU 4568120	CSU 4568120	CSU 4568120	CSU 4568120	CSU 4568120
	4532900	4532900	4532900	4532900	4532900	4532900	4532900	4532900	4532900	4532900	4532900	4532900
	4532300	4532300	4532300	4532300	4532300	4532300	4532300	4532300	4532300	4532300	4532300	4532300



For detailed range presentation  
– see page 53

Dimensions (HxW/mm) 	Complementary accessories			Dimensions (HxW/mm)						
				① Fixing	② Threaded rod	③ Bolt	35x50	35x100	35x150	35x200
										
<b>Cabling supports</b>										
Support for box + bracket 				-	-	-	-	-	-	CSU 4578120*
Support for box + bracket double 				-	-	-	-	-	-	CSU 4578130*
Take-of plate 				-	-	-	-	-	-	CSU 4578315
Cable drop-out 				-	-	4532700	4532700	4532700	4532700	4532700
<b>Mounting accessories</b>										
Earthing clamp 				4571310	4571310	4571310	4571310	4571310	4571310	4571310
ID label 				4551485	4551485	4551485	4551485	4551485	4551485	4551485

\*) Same ref.no. used for several applications (e.g. wall-, ceiling-, floor support).

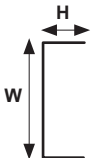

















Others (fixings)	Ref. No
<b>Bolts</b>	
	713694
Bolt	4572110
	4575115
Pin bolt	
	4580110
Bolt cropper	

**Complementary accessories are needed to complete the installation of the cable trays and the brackets:**

- ❶ **Fixing:** For fixing the cable tray to the bracket and/or divider to tray. For further details, please refer to the chart "recommended fixings".
- ❷ **Threaded rods:** For ceiling suspended installations, used with supports and brackets
- ❸ **Bolts:** For fixing the U-profile to the swivel support, and/or the pendant bracket to the U-profile, and/or fast-fix suspended brackets back-to-back

	70x100	70x150	70x200	70x300	70x400	70x500	70x600	105x200	105x300	105x400	105x500	105x600
	CSU 4578120*	CSU 4578120*	CSU 4578120*	CSU 4578120*	CSU 4578120*	CSU 4578120*	CSU 4578120*	CSU 4578120*	CSU 4578120*	CSU 4578120*	CSU 4578120*	CSU 4578120*
	CSU 4578130*	CSU 4578130*	CSU 4578130*	CSU 4578130*	CSU 4578130*	CSU 4578130*	CSU 4578130*	CSU 4578130*	CSU 4578130*	CSU 4578130*	CSU 4578130*	CSU 4578130*
	CSU 4578315	CSU 4578315	CSU 4578315	CSU 4578315	CSU 4578315	CSU 4578315	CSU 4578315	CSU 4578315	CSU 4578315	CSU 4578315	CSU 4578315	CSU 4578315
	–	4532700	4532700	4532700	4532700	4532700	4532700	4532700	4532700	4532700	4532700	4532700
	4571310	4571310	4571310	4571310	4571310	4571310	4571310	4571310	4571310	4571310	4571310	4571310
	4551485	4551485	4551485	4551485	4551485	4551485	4551485	4551485	4551485	4551485	4551485	4551485

For detailed range presentation  
– see page 59

Dimensions (HxW/mm) 	Complementary accessories			Dimensions (HxW/mm)							
				35x50	35x100	35x150	35x200	35x300	60x60		
	① Fixing	② Threaded rod	③ Bolt								
<b>Cable Tray</b>											
				CSU4515050	4515110	4515115	4515120	4515130	4515206		
<b>Dividers</b>											
				–	4575510	4575510	4575510	4575510	–		
<b>Cover</b>											
				–	4545110	4545115	4545120	4545130	4545106		
<b>Couplers</b>											
				4565110	4565110	4565110	4565110	4565110	4565110	4565110	
				–	4565200	4565200	4565200	4565200	4565205		
				4565150	4565150	4565150	4565150	4565150	4565150	4565150	
<b>Wall support</b>											
	4565120			–	4555110	4555115	4555120	4555130	–		
	4565120			–	4555310*	4555315*	4555320*	4555330*	–		
				–	–	–	–	–	4575120*		
	4565120		4575110	–	4555910 + 4555420	4555915 + 4555420	4555920 + 4555420	4555930 + 4555420	–		
<b>Ceiling support</b>											
	4565120	4555470 4555480		–	4555310*	4555315*	4555320*	4555330*	–		
		4555470 4555480		–	4555430	–	4555430	4555430	–		
		4555470 4555480		–	–	–	–	–	4575120*		
		4555470 4555480		–	–	–	–	–	–		
		4555470 4555480		4555440	4555440	4555440	4555440	4555440	4555440	4555440	
		4555470 4555480		4555450	4555450	4555450	4555450	4555450	4555450	4555450	
	4565120		4575110	–	4555910+ 4555410+ 4555420	4555915+ 4555410+ 4555420	4555920+ 4555410+ 4555420	4555930+ 4555410+ 4555420	–		

\*) Same ref.no. used for several applications (e.g. wall-, ceiling-, floor support).

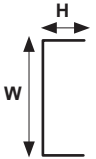











**Complementary accessories are needed to complete the installation of the cable trays and the brackets:**


- ❶ **Fixing:** For fixing the cable tray to the bracket and/or divider to tray. For further details, please refer to the chart "recommended fixings".
- ❷ **Threaded rods:** For ceiling suspended installations, used with supports and brackets
- ❸ **Bolts:** For fixing the U-profile to the swivel support, and/or the pendant bracket to the U-profile, and/or fast-fix suspended brackets back-to-back

	70x100	70x150	70x200	70x300	70x400	70x500	70x600	105x200	105x300	105x400	105x500	105x600
	4515210	4515215	4515220	4515230	4515240	4515250	4515260	4515320	4515330	4515340	4515350	4515360
	4575520	4575520	4575520	4575520	4575520	4575520	4575520	4575530	4575530	4575530	4575530	4575530
	4545110	4545115	4545120	4545130	4545140	4545150	4545160	4545120	4545130	4545140	4545150	4545160
	4565110	4565110	4565110	4565110	4565110	4565110	4565110	4565110	4565110	4565110	4565110	4565110
	4565205	4565205	4565205	4565205	4565205	4565205	4565205	4565205	4565205	4565205	4565205	4565205
	4565150	4565150	4565150	4565150	4565150	4565150	4565150	4565150	4565150	4565150	4565150	4565150
	4555110	4555115	4555120	4555130	4555140	4555150	4555160	4555120	4555130	4555140	4555150	4555160
	4555310*	4555315*	4555320*	4555330*	4555340*	4555350*	4555360*	4555320*	4555330*	4555340*	4555350*	4555360*
	-	-	-	-	-	-	-	-	-	-	-	-
	4555910 + 4555420	4555915 + 4555420	4555920 + 4555420	4555930 + 4555420	4555940 + 4555420	4555950 + 4555420	4555960 + 4555420	4555920 + 4555420	4555930 + 4555420	4555940 + 4555420	4555950 + 4555420	4555960 + 4555420
	4555310*	4555315*	4555320*	4555330*	4555340*	4555350*	4555360*	4555320*	4555330*	4555340*	4555350*	4555360*
	4555430	-	4555430	4555430	-	-	-	4555430	4555430	-	-	-
	4575120*	4575120*	4575120*	4575120*	4575120*	4575120*	4575120*	-	-	-	-	-
	-	-	-	-	-	-	-	4575130*	4575130*	4575130*	4575130*	4575130*
	4555440	4555440	4555440	4555440	4555440	4555440	4555440	4555440	4555440	4555440	4555440	4555440
	4555450	4555450	4555450	4555450	4555450	4555450	4555450	4555450	4555450	4555450	4555450	4555450
	4555910+ 4555410+ 4555420	4555915+ 4555410+ 4555420	4555920+ 4555410+ 4555420	4555930+ 4555410+ 4555420	4555940+ 4555410+ 4555420	4555950+ 4555410+ 4555420	4555960+ 4555410+ 4555420	4555920+ 4555410+ 4555420	4555930+ 4555410+ 4555420	4555940+ 4555410+ 4555420	4555950+ 4555410+ 4555420	4555960+ 4555410+ 4555420

For detailed range presentation  
– see page 59

Dimensions (HxW/mm) 	Complementary accessories			Dimensions (HxW/mm)						
	① Fixing 	② Threaded rod 	③ Bolt 	35x50	35x100	35x150	35x200	35x300	60x60	
<b>Floor support</b>										
Vertical/ Suspended/ Floor bracket* 	4565120			–	4555310*	4555315*	4555320*	4555330*	–	
<b>Fixing accessories</b>										
Fixings 				4565120	4565120	4565120	4565120	4565120	4565120	
<b>Cabling supports</b>										
Support for box + bracket 				–	–	–	–	–	4575120*	
Support for box + bracket double 				–	–	–	–	–	4575130*	
<b>Mounting accessories</b>										
Earthing clamp 				4571310	4571310	4571310	4571310	4571310	4571310	
ID label 	4565120			4551485	4551485	4551485	4551485	4551485	4551485	

\*) Same ref.no. used for several applications (e.g. wall-, ceiling-, floor support).

Others (fixings)	Ref. No
<b>Bolts</b> 	713694 4575110 4326605
Bolt 	
Pin bolt 	4575115
Bolt cropper 	4580110

**Complementary accessories are needed to complete the installation of the cable trays and the brackets:**

- ❶ **Fixing:** For fixing the cable tray to the bracket and/or divider to tray. For further details, please refer to the chart "recommended fixings".
- ❷ **Threaded rods:** For ceiling suspended installations, used with supports and brackets
- ❸ **Bolts:** For fixing the U-profile to the swivel support, and/or the pendant bracket to the U-profile, and/or fast-fix suspended brackets back-to-back

	70x100	70x150	70x200	70x300	70x400	70x500	70x600	105x200	105x300	105x400	105x500	105x600
	4555310*	4555315*	4555320*	4555330*	4555340*	4555350*	4555360*	4555320*	4555330*	4555340*	4555350*	4555360*
	4565120	4565120	4565120	4565120	4565120	4565120	4565120	4565120	4565120	4565120	4565120	4565120
	4575120*	4575120*	4575120*	4575120*	4575120*	4575120*	4575120*	4575120*	4575120*	4575120*	4575120*	4575120*
	4575130*	4575130*	4575130*	4575130*	4575130*	4575130*	4575130*	4575130*	4575130*	4575130*	4575130*	4575130*
	4571310	4571310	4571310	4571310	4571310	4571310	4571310	4571310	4571310	4571310	4571310	4571310
	4551485	4551485	4551485	4551485	4551485	4551485	4551485	4551485	4551485	4551485	4551485	4551485



## Mesh trays, electro-zinc

P112508



Type	Dimensions A/B/C (mm)	Qty per package	EAN code	Ref. No.
<b>Mesh trays, electro-zinc</b>				
Mesh cable tray, length 3 m. ID label with Schneider logo, part number, CE-mark and size attached to one side. Material: Steel, electro-zinc.				
Mesh tray 35x50 EZ	40/50/3000	24 m	8428031147204	<b>CSU4511050</b>
Mesh tray 35x100 EZ	40/100/3000	24 m	8428031034443	<b>4511110</b>
Mesh tray 35x150 EZ	40/150/3000	12 m	8428031034450	<b>4511115</b>
Mesh tray 35x200 EZ	40/200/3000	12 m	8428031034467	<b>4511120</b>
Mesh tray 35x300 EZ	40/300/3000	12 m	8428031034474	<b>4511130</b>
Mesh tray 60x60 EZ	65/60/3000	24 m	8428031034481	<b>4511206</b>
Mesh tray 70x100 EZ	75/100/3000	12 m	8428031034498	<b>4511210</b>
Mesh tray 70x100 EZ	75/100/3000	12 m	3606480989636	<b>4511210F</b>
Mesh tray 70x150 EZ	75/150/3000	12 m	8428031034504	<b>4511215</b>
Mesh tray 70x150 EZ	75/150/3000	12 m	3606480989643	<b>4511215F</b>
Mesh tray 70x200 EZ	75/200/3000	6 m	8428031034511	<b>4511220</b>
Mesh tray 70x200 EZ	75/200/3000	6 m	3606480989650	<b>4511220F</b>
Mesh tray 70x300 EZ	75/300/3000	6 m	8428031034528	<b>4511230</b>
Mesh tray 70x400 EZ	75/400/3000	6 m	8428031034535	<b>4511240</b>
Mesh tray 70x500 EZ	75/500/3000	6 m	8428031034559	<b>4511250</b>
Mesh tray 70x600 EZ	75/600/3000	6 m	8428031034566	<b>4511260</b>
Mesh tray 105x200 EZ	110/200/3000	6 m	8428031034573	<b>4511320</b>
Mesh tray 105x300 EZ	110/300/3000	6 m	8428031034580	<b>4511330</b>
Mesh tray 105x400 EZ	110/400/3000	6 m	8428031034597	<b>4511340</b>
Mesh tray 105x500 EZ	110/500/3000	6 m	8428031034610	<b>4511350</b>
Mesh tray 105x600 EZ	110/600/3000	6 m	8428031034627	<b>4511360</b>

### Mesh trays with dividers, electro-zinc

Mesh cable tray, length 3 m, with 1 or 2 pre-mounted divider walls. ID label with Schneider logo, part number, CE-mark and size attached to one side.

Material: Steel, electro-zinc.



Mesh tray 1 divider 70x100 EZ	75/100/3000	12 m	8428031160081	<b>CSU4521211</b>
Mesh tray 1 divider 70x200 EZ	75/200/3000	6 m	8428031160098	<b>CSU4521221</b>
Mesh tray 2 dividers 70x200 EZ			8428031160104	<b>CSU4521222</b>
Mesh tray 1 divider 70x300 EZ	75/300/3000	6 m	8428031160111	<b>CSU4521231</b>
Mesh tray 2 dividers 70x300 EZ			8428031160128	<b>CSU4521232</b>
Mesh tray 1 divider 70x400 EZ	75/400/3000	6 m	8428031160135	<b>CSU4521241</b>
Mesh tray 2 dividers 70x400 EZ			8428031160142	<b>CSU4521242</b>

## Dividers

### Fast-fix dividers

Fast-fix divider, length 3 m, 35, 70 and 105 mm high. Fixed to the mesh tray by pulling the flaps at the bottom of the divider into the transversal wires. Can be fixed at any position on the mesh tray. Screw-less.

Material: Steel, pre-galvanized.

P126435



Fast-fix divider 35 PG	27/16/3000	24 m	8428031039417	<b>4571510</b>
Fast-fix divider 70 PG	57/16/3000	24 m	8428031039424	<b>4571520</b>
Fast-fix divider 105 PG	76/16/3000	24 m	8428031039431	<b>4571530</b>

### Bolted dividers

Cable-tray divider, length 2 m, for 35, 70 and 105 mm high mesh trays. Fixed to the mesh tray by bolted fixings (4561120). With perforated base.


Material: Steel, pre-galvanized.

P112510



Cable-tray divider 30+35 PG	26/16/2000	20 m	8428031040574	<b>4721730</b>
Cable-tray divider 60+70 PG	56/16/2000	20 m	8428031040581	<b>4721760</b>
Cable-tray divider 80+105 PG	75/16/2000	20 m	8428031040598	<b>4721780</b>

## Covers

Type	Dimensions A/B/C (mm)		Qty per package	EAN code	Ref. No.
<b>Covers for mesh trays</b>					
Mesh tray cover, length 2 m. Fix to mesh tray by bending the pre-formed fixation lips. For additional fixation, apply 4 cover clips to the pre-punched pattern on the lateral sides of the cover. Cut covers can be fixed with cover clips on all 4 corners. Material: Steel, pre-galvanized.					
Mesh tray cover 60 PG	20/60/2000		8 m	8428031037475	<b>4541106</b>
Mesh tray cover 100 PG	20/100/2000		4 m	8428031037499	<b>4541110</b>
Mesh tray cover 150 PG	20/150/2000		4 m	8428031037505	<b>4541115</b>
Mesh tray cover 200 PG	20/200/2000		4 m	8428031037512	<b>4541120</b>
Mesh tray cover 300 PG	20/300/2000		4 m	8428031037529	<b>4541130</b>
Mesh tray cover 400 PG	20/400/2000		4 m	8428031037536	<b>4541140</b>
Mesh tray cover 500 PG	20/500/2000		4 m	8428031037550	<b>4541150</b>
Mesh tray cover 600 PG	20/600/2000		4 m	8428031037567	<b>4541160</b>

<b>Cover clip</b>					
Cover clip for mesh trays, for extra fixing of the cover if required (optional). Suitable for all sizes from 60 to 600 mm. Direct clip-in. Screw-less. Material: Spring steel, electro-zinc.					
Mesh tray cover fixing EZ	18/15/32		50	8438031140655	<b>4530800</b>

## Couplers

<b>Fast coupler</b>					
Fast coupler for the coupling of straight elements for 35 mm (2 pcs), 70 mm (2 pcs) and 105 mm (4 pcs) heights. Material: Spring steel, electro-zinc.					
Fast coupler 70+105 EZ	10/30/86		30	8438031140778	<b>4530200</b>

Fast coupler 35 EZ	12/25/61		30	8438031143946	<b>4530135</b>
--------------------	----------	--	----	---------------	----------------

<b>Couplers with bolt</b>					
Bolted coupler for straight elements on both sides of the mesh tray and as central coupler when required. Also used to form accessories from straight elements. Kit including upper and lower coupler, bolt and nut. Material: Steel, electro-zinc.					
Coupler EZ	27/23.5/27		50	8428031039011	<b>4561110</b>

<b>Couplers without bolt</b>					
Coupler without bolt for straight elements on both sides of the mesh tray and as central coupler when required. Also used to form accessories from straight elements. Material: Steel, electro-zinc.					
Coupler, upper EZ	27/6/21		50	8428031159344	<b>CSU4561105</b>
Coupler, lower EZ	27/6/21		50	8428031159351	<b>CSU4561108</b>

<b>Side couplers</b>					
Side-bolted coupler for the coupling of straight elements. 70+105 also suitable for 60x60 mm mesh tray. Including plate, nut and bolt. Material: Steel, electro-zinc.					
Side coupler 35 EZ	32/—/80		25	8428031039035	<b>4561200</b>
Side coupler 70+105 EZ	46/—/80		25	8428031039042	<b>4561205</b>

<b>Joints</b>					
Extendable joint for coupling of straight elements with a distance between them of up to 300 mm. Each unit is supplied with two bolted couplers. Material: Steel, pre-galvanized.					
Extendable joint PG	1/17/300		10	8428031039059	<b>4561150</b>

## Wall support

Type	Dimensions A/B/C (mm)		Qty per package	EAN code	Ref. No.
<b>Fast-fix horizontal brackets</b>					
Fast-fix bracket for wall-mounted horizontal installations. From 100 to 600 mm width. Mesh trays are fixed by pulling the wires into the flaps. Extra fixing is provided by folding the flaps with a tool. Screw-less. Material: Steel, pre-galvanized.					
Fast-fix horizontal bracket 100 PG	82/42/144		10	8428031075965	4550110
Fast-fix horizontal bracket 150 PG	82/42/194		10	8428031075972	4550111
Fast-fix horizontal bracket 200 PG	82/42/244		10	8428031075989	4550112
Fast-fix horizontal bracket 300 PG	82/42/344		10	8428031075996	4550113
Fast-fix horizontal bracket 400 PG	130/42/444		5	8428031076009	4550114
Fast-fix horizontal bracket 500 PG	130/42/544		5	8428031076016	4550115
Fast-fix horizontal bracket 600 PG	130/42/644		5	8428031076023	4550116
<b>Horizontal brackets</b>					
Horizontal bracket for wall-mounted horizontal installations. From 100 to 600 mm width. Mesh tray to be fixed to the bracket by bolted fixings (4561120). Material: Steel, pre-galvanized.					
Horizontal bracket 100 PG	82/42/144		10	8428031037666	4551110
Horizontal bracket 150 PG	82/42/194		10	8428031037673	4551115
Horizontal bracket 200 PG	82/42/244		10	8428031037680	4551120
Horizontal bracket 300 PG	82/42/344		10	8428031037703	4551130
Horizontal bracket 400 PG	130/42/444		5	8428031037710	4551140
Horizontal bracket 500 PG	130/42/544		5	8428031037734	4551150
Horizontal bracket 600 PG	130/42/644		5	8428031037741	4551160
<b>Horizontal brackets Ω</b>					
Horizontal bracket Omega for wall-mounted installations. From 100 to 300 mm width. Mesh tray fixed to the bracket by bolted fixings (4561120). Supplied with strut. Can be used in combination with Ceiling Bracket Ω 600 PG (CSU4550360) for ceiling suspended installations. Material: Steel, pre-galvanized.					
Horizontal bracket Ω 100 PG	131/50/150		10	8428031083762	4550310
Horizontal bracket Ω 150 PG	131/50/200		10	8428031083779	4550315
Horizontal bracket Ω 200 PG	131/50/250		10	8428031083786	4550320
Horizontal bracket Ω 300 PG	131/50/350		10	8428031083793	4550330
<b>Horizontal bracket sets</b>					
Horizontal bracket set for wall-mounted horizontal installations. From 100 to 600 mm width. One set includes pendant bracket 200 mm U-profile and four bolts for fixing of the bracket to the profile. Mesh tray fixed to the bracket by bolted fixings (4561120). Material: Steel, pre-galvanized.					
Horizontal bracket set 100 PG	200/55/162		2	8428031037772	4551210
Horizontal bracket set 150 PG	200/55/212		2	8428031037789	4551215
Horizontal bracket set 200 PG	200/55/262		2	8428031037796	4551220
Horizontal bracket set 300 PG	200/55/362		2	8428031037819	4551230
Horizontal bracket set 400 PG	200/55/462		2	8428031037826	4551240
Horizontal bracket set 500 PG	200/55/562		2	8428031037840	4551250
Horizontal bracket set 600 PG	200/55/662		2	8428031037857	4551260
<b>Vertically mounted brackets</b>					
Bracket for vertical wall-mounted installations. From 100 to 600 mm width. Mesh tray to be fixed to bracket by bolted fixings (4561120). Material: Steel, pre-galvanized.					
Vertical/suspended/floor bracket 100 PG	38/50/185		10	8428031037864	4551310
Vertical/suspended/floor bracket 150 PG	38/50/235		10	8428031037871	4551315
Vertical/suspended/floor bracket 200 PG	38/50/285		10	8428031037888	4551320
Vertical/suspended/floor bracket 300 PG	38/50/385		10	8428031037918	4551330
Vertical/suspended/floor bracket 400 PG	38/50/485		5	8428031037925	4551340
Vertical/suspended/floor bracket 500 PG	38/50/585		5	8428031037949	4551350
Vertical/suspended/floor bracket 600 PG	38/50/685		5	8428031037956	4551360
<b>Wall mounted bracket for 35x50</b>					
Fast-fix hanger to be used in horizontal wall-mounted installations with a 35x50 mm mesh tray. Direct clip-in. No tools required, screw-less. Material: Spring steel, electro-zinc.					
Fast-fix hanger 35 EZ	37/29/54		20	8438031141041	4530400

## Wall support


Type	Dimensions A/B/C (mm)		Qty per package	EAN code	Ref. No.
<b>Wall-mounted bracket for 60x60</b>					
Clip-on bracket to be used as horizontal wall bracket for 60x60 mm mesh trays. Material: Steel, pre-galvanized.					
Support for box + bracket PG	20/92/72		10	8428031039301	<b>4571120</b>
<b>Adjustable bracket sets</b>					
Adjustable bracket set for wall-mounted installations. From 100 to 600 mm width. One set includes one bracket, one adjustable support and four screws for fixing of the bracket to the support. Mesh tray fixed to the bracket by bolted fixings (4561120). Material: Steel, pre-galvanized.					
Adjustable bracket set 100 PG	140/55/162		2	8428031038090	<b>4551510</b>
Adjustable bracket set 150 PG	140/55/212		2	8428031038106	<b>4551515</b>
Adjustable bracket set 200 PG	140/55/262		2	8428031038113	<b>4551520</b>
Adjustable bracket set 300 PG	140/55/362		2	8428031038137	<b>4551530</b>
Adjustable bracket set 400 PG	140/55/462		2	8428031038144	<b>4551540</b>
Adjustable bracket set 500 PG	140/55/562		2	8428031038168	<b>4551550</b>
Adjustable bracket set 600 PG	140/55/662		2	8428031038175	<b>4551560</b>
<b>U-profile</b>					
U-profile. Fixed to the wall for wall-mounted installations. To be used with pendant brackets. Material: Steel, pre-galvanized.					
U-profile PG	30/55/1000		4 m	8428031037987	<b>4551420</b>
<b>Pendant brackets</b>					
Pendant bracket from 100 to 600 mm width. To be used in combination with U-profile (4551420) for wall-mounted installations. Four bolts (4571110) are required to fix the bracket to the U-profile. Mesh tray fixed to the bracket by bolted fixings (4561120). Material: Steel, pre-galvanized.					
Pendant bracket 100 PG	87/50/160		10	8428031039790	<b>4551910</b>
Pendant bracket 150 PG	87/50/210		10	8428031039806	<b>4551915</b>
Pendant bracket 200 PG	87/50/260		10	8428031039813	<b>4551920</b>
Pendant bracket 300 PG	94/50/360		10	8428031039837	<b>4551930</b>
Pendant bracket 400 PG	100/50/460		4	8428031039844	<b>4551940</b>
Pendant bracket 500 PG	110/50/560		4	8428031039868	<b>4551950</b>
Pendant bracket 600 PG	110/50/660		4	8428031039875	<b>4551960</b>
<b>Corner supports</b>					
External and internal corner supports for 90° corners. Intended to be used together with horizontal brackets. Material: Steel, pre-galvanized.					
External corner support PG	165/85/140		2	8428031159764	<b>CSU4551095</b>
Internal corner support PG	165/30/150		2	8428031159757	<b>CSU4551090</b>
<b>OEM bracket</b>					
Support to be used direct on the mesh trays fixed in the bottom of the models 35x100/150/200/300 and 70x100/150. It can also be fixed to the side of the models 70x100/150. Material: Steel, pre-galvanized.					
OEM bracket PG	65/20/60		10	3606480454332	<b>CSU4571725</b>

## Ceiling support


<b>Fast-fix suspended brackets</b>					
Fast-fix suspended bracket, for ceiling-suspended installations with threaded rods. The mesh tray is fixed by pulling the wires in the flaps, and then folding the flaps with a tool to fix the mesh tray. Screw-less. To ensure the values shown in the chart "Admissible working-load on brackets" on page 4 for 400 mm widths and upwards, two brackets must be mounted together back-to-back using bolts (713694). For the 2000 and 3000 mm widths, the threaded rods should be placed all along the brackets, with a maximum distance between them of 950 mm. Material: Steel, pre-galvanized.					
Fast-fix suspended bracket 150 PG	20/40/250		6	8438031140495	<b>4530510</b>
Fast-fix suspended bracket 200 PG	20/40/300		6	8438031140501	<b>4530520</b>
Fast-fix suspended bracket 300 PG	20/40/400		6	8438031140518	<b>4530530</b>
Fast-fix suspended bracket 400 PG	20/40/500		6	8438031140525	<b>4530540</b>
Fast-fix suspended bracket 500 PG	20/40/600		6	8438031140532	<b>4530550</b>
Fast-fix suspended bracket 600 PG	20/40/700		6	8438031140549	<b>4530560</b>
Fast-fix suspended bracket 1000 PG	20/40/1000		2 m	8438031140556	<b>4530570</b>
Fast-fix suspended bracket 2000 PG	20/40/2000		4 m	8438031140563	<b>4530580</b>
Fast-fix suspended bracket 3000 PG	20/40/3000		6 m	8438031140570	<b>4530590</b>



## Ceiling support

Type	Dimensions A/B/C (mm)		Qty per package	EAN code	Ref. No.
<b>Suspended brackets</b>					
Suspension bracket for ceiling-suspended installations with threaded rods. From 100 to 600 mm width. Mesh tray fixed to the bracket by bolted fixings (4561120). Material: Steel, pre-galvanized.					
Vertical/suspended/floor bracket 100 PG	38/50/185		10	8428031037864	<b>4551310</b>
Vertical/suspended/floor bracket 150 PG	38/50/235		10	8428031037871	<b>4551315</b>
Vertical/suspended/floor bracket 200 PG	38/50/285		10	8428031037888	<b>4551320</b>
Vertical/suspended/floor bracket 300 PG	38/50/385		10	8428031037918	<b>4551330</b>
Vertical/suspended/floor bracket 400 PG	38/50/485		5	8428031037925	<b>4551340</b>
Vertical/suspended/floor bracket 500 PG	38/50/585		5	8428031037949	<b>4551350</b>
Vertical/suspended/floor bracket 600 PG	38/50/685		5	8428031037956	<b>4551360</b>
<b>Ceiling brackets Ω</b>					
Ceiling bracket Omega for direct fixing to the ceiling. From 100 to 300 mm width. Mesh tray fixed to the bracket by bolted fixings (4561120). Supplied with strut. 600 mm bracket is used as pendant bracket in combination with horizontal brackets Ω. Material: Steel, pre-galvanized.					
Ceiling bracket Ω 100 PG	196/50/153		4	8428031083809	<b>4550410</b>
Ceiling bracket Ω 150 PG	196/50/204		4	8428031083816	<b>4550415</b>
Ceiling bracket Ω 200 PG	196/50/252		4	8428031083823	<b>4550420</b>
Ceiling bracket Ω 300 PG	196/50/357		4	8428031083830	<b>4550430</b>
Ceiling bracket Ω 600 PG	131/50/610		5	8428031146740	<b>CSU4550360</b>
Reinforcement for Ω bracket PG	75/20/20		10	8428031147655	<b>CSU4550365</b>
<b>Heavy-duty suspended brackets</b>					
Bracket for ceiling-suspended installations with threaded rods. From 200 to 600 mm width. Mesh tray fixed to the bracket by bolted fixings (4561120). Material: Steel, pre-galvanized.					
Heavy-duty suspended bracket 200 PG	60/41.7/267.5		4	8428031084387	<b>4551620</b>
Heavy-duty suspended bracket 300 PG	60/41.7/347.5		4	8428031084394	<b>4551630</b>
Heavy-duty suspended bracket 400 PG	60/41.7/467.5		4	8428031084400	<b>4551640</b>
Heavy-duty suspended bracket 500 PG	60/41.7/547.5		4	8428031084417	<b>4551650</b>
Heavy-duty suspended bracket 600 PG	60/41.7/667.5		4	8428031084424	<b>4551660</b>
<b>Suspension supports</b>					
Central suspension support for ceiling-suspended installations with threaded rods. Hole Ø 8.5 mm. Recommended for mesh trays up to 300 mm width. Not suitable for 60x60, 35x150 and 70x150 mm mesh trays. Material: Steel, electro-zinc.					
Central suspension support EZ	40/4/60		30	8428031037994	<b>4551430</b>
<b>Fast-fix hanger</b>					
Fast-fix hanger for 35 mm high mesh trays. For ceiling-suspended installations with threaded rods. Direct clip-in on one side of the mesh tray. No tools required, screw-less. Material: Spring steel, electro-zinc.					
Fast-fix hanger 35 EZ	37/29/54		20	8438031141041	<b>4530400</b>
<b>Side suspension brackets</b>					
Clip-on bracket to be used for ceiling-suspended installations of 60, 70 and 105 mm high mesh trays with threaded rods. Material: Steel, pre-galvanized.					
Support for box + bracket PG	20/72/92		10	8428031039301	<b>4571120</b>
Support for box + bracket, double, PG	20/100/182		5	8428031065980	<b>4571130</b>
<b>C-shape support</b>					
C-shape support for ceiling-suspended installation. To be used together with threaded rods. Material: Steel, pre-galvanized.					
C-shape support PG	70/39/36		10	8428031038007	<b>4551440</b>
<b>L-shape support</b>					
L-shape support for suspended installations with threaded rods. Material: Steel, pre-galvanized.					
L-shape support PG	104/39/36		10	8428031038014	<b>4551450</b>











## Ceiling support

Type	Dimensions A/B/C (mm)		Qty per package	EAN code	Ref. No.
<b>Support extension</b>					
Support extension for horizontal brackets mounted in combination with ceiling-suspended threaded rods. Intended for extra support of the horizontal bracket at high load requirements. Material: Steel, pre-galvanized.					
Support extension M10	20/25/140		10	3606480456084	<b>4551992</b>
<b>Threaded rods</b>					
Threaded rod for ceiling-suspended installations, used with suspension support and brackets. Supplied with nuts and washers. Material: Steel, pre-galvanized.					
Threaded rod M6x1m PG	M6/1000		10	8428031038038	<b>4551467</b>
Threaded rod M8x0,5m PG	M8/500		10	8428031038045	<b>4551470</b>
Threaded rod M8x1m PG	M8/1000		10	8428031038052	<b>4551480</b>
Threaded rod M10x1 m PG	M10/1000		2	8712186037269	<b>CSU08050000</b>
<b>Rod connectors</b>					
Rod connector intended to join two threaded rods in ceiling-suspended installation. Material: Steel, pre-galvanized.					
Rod connector M6 PG	M6/30		50	8428031038069	<b>4551481</b>
Rod connector M8 PG	M8/30		50	8428031038076	<b>4551482</b>
<b>Swivel pendant support</b>					
Swivel pendant support for ceiling-suspended installations in combination with U-profile (4551420) and pendant bracket. Requires four bolts (4571110) for fixing of the U-profile. Material: Steel, pre-galvanized.					
Swivel pendant support PG	116/150/60		4	8428031037970	<b>4551410</b>
<b>U-profile</b>					
U-profile. For ceiling-suspended installations in combination with swivel pendant support (4551410) and pendant brackets. Material: Steel, pre-galvanized.					
U-profile PG	30/55/1000		4 m	8428031037987	<b>4551420</b>
<b>Pendant brackets, pre-galvanized</b>					
Pendant bracket from 100 to 600 mm width. To be used in combination with U-profile (4551420) and swivel pendant support (4551410) for ceiling-suspended installations. Four bolts (4571110) are required to fix the bracket to the U-profile. Mesh tray fixed to the bracket by bolted fixings (4561120). Material: Steel, pre-galvanized.					
Pendant bracket 100 PG	87/50/160		10	8428031039790	<b>4551910</b>
Pendant bracket 150 PG	87/50/210		10	8428031039806	<b>4551915</b>
Pendant bracket 200 PG	87/50/260		10	8428031039813	<b>4551920</b>
Pendant bracket 300 PG	94/50/360		10	8428031039837	<b>4551930</b>
Pendant bracket 400 PG	100/50/460		4	8428031039844	<b>4551940</b>
Pendant bracket 500 PG	110/50/560		4	8428031039868	<b>4551950</b>
Pendant bracket 600 PG	110/50/660		4	8428031039875	<b>4551960</b>

## Floor support

<b>Floor-mounted brackets</b>					
Bracket for floor-mounted installations in raised floors. The bracket is used as a raiser. Mesh tray fixed to the bracket by bolted fixings (4561120). Material: Steel, pre-galvanized.					
Vertical/suspended/floor bracket 100 PG	38/50/185		10	8428031037864	<b>4551310</b>
Vertical/suspended/floor bracket 150 PG	38/50/235		10	8428031037871	<b>4551315</b>
Vertical/suspended/floor bracket 200 PG	38/50/285		10	8428031037888	<b>4551320</b>
Vertical/suspended/floor bracket 300 PG	38/50/385		10	8428031037918	<b>4551330</b>
Vertical/suspended/floor bracket 400 PG	38/50/485		5	8428031037925	<b>4551340</b>
Vertical/suspended/floor bracket 500 PG	38/50/585		5	8428031037949	<b>4551350</b>
Vertical/suspended/floor bracket 600 PG	38/50/685		5	8428031037956	<b>4551360</b>

## Fixing accessories

Type	Dimensions A/B/C (mm)		Qty per package	EAN code	Ref. No.
<b>Locking clip</b>					
Locking clip for fast-fixing of the transversal wires of a mesh tray, once it has been cut to form flat bends. Material: Spring steel, electro-zinc.					
 P112556	Locking clip for flat bend EZ	6/18/21	50	8438031143960	<b>4530900</b>
<b>Profile fast-fixings</b>					
Fast-fixing intended to fix mesh trays to profiles 21x41 and 41x41. Specific design for 60x60 mm mesh tray. Direct clip-in. No tools required, screw-less. Suitable only for horizontal installations. Material: Spring steel, electro-zinc.					
 P112472	Profile fast-fixing EZ	29/51/19	50	8438031141027	<b>4530300</b>
 P112471	Profile fast-fixing 6060 EZ	54/68/34	25	8438031140792	<b>4530100</b>
<b>Fixings</b>					
Fixing device for fixing of the mesh trays to brackets. Material: Steel, electro-zinc.					
 P112533	Fixing EZ	23.5/23.5	50	8428031039028	<b>4561120</b>
<b>Bolts</b>					
Bolt for the fixing of swivel supports and pendant brackets to U-profile and of brackets to mounting profiles, together with rectangular or reinforced nuts. Material: Steel, electro-zinc.					
 P112534	Bolt M6x20 EZ	23.5/13.5	50	8428031039264	<b>4571110</b>
 P112467	Screw set 22S Hdg M8x16 mm	-	10	7321677136940	<b>713694</b>
 P112535	Pin-bolt for fast-fixing of pendant bracket to U-profile and of U-profile to swivel support. Material: Steel, electro-zinc.	M6/70	10	8428031039288	<b>4571115</b>
<b>Perforated flat strip</b>					
Perforated flat strip for reinforcement of the interior corner of a bend of a cut mesh tray. Cut to length depending on the mesh tray size and the angle of the bend. Suitable for mesh tray heights 35, 70 or 105 mm. Used in combination with bolted fixings (4561120). Material: Steel, pre-galvanized.					
 P126436	Flat strip joint 35 PG	1/17/1000	10	8428031162863	<b>CSU4561310</b>
	Flat strip joint 70 PG	1/45/1000	10	8428031162887	<b>CSU4561320</b>
	Flat strip joint 105 PG	1/80/1000	10	8428031162900	<b>CSU4561330</b>
<b>Rectangular nuts</b>					
Rectangular nut for the fixing of brackets to mounting profiles 20x40 using bolts. Material: Steel, electro-zinc.					
 P112535	Rectangular nut M6	20/5/36	100	8428031012038	<b>1506150</b>
	Rectangular nut M8	20/5/36	100	8428031012045	<b>1506155</b>

## Fixing accessories


Type	Dimensions A/B/C (mm)	Qty per package	EAN code	Ref. No.
<b>Beam clamps</b>				
Beam clamp for suspended installations. To be used together with threaded rods M8 or M10. Material: Steel, electro-zinc.				
Beam clamp M8 EZ	36/38/18	10	8428031065874	<b>4571408</b>
Beam clamp M10 EZ	41.5/44.5/21	10	8428031065881	<b>4571410</b>
Beam clamp for suspended installations from the side of a beam. To be used together with threaded rods M6 or M8. Material: Steel, phosphate zinc.				
Beam clamp, horizontal M6 PZ	50/46/40	20	8428031065836	<b>4571416</b>
Beam clamp, horizontal M8 PZ	50/46/40	20	8428031065843	<b>4571418</b>
Beam clamp for suspended installations from the top of a beam. To be used together with threaded rods M8. Material: Steel, phosphate zinc.				
Beam clamp, vertical M8 PZ	92/33/19	20	8428031065867	<b>4571438</b>
<b>Cover fixing</b>				
Cover fixing for mesh trays, for extra fixing of the cover if required (optional). Suitable for all sizes from 60 to 600 mm. Direct clip-in. Screw-less. Material: Spring steel, electro-zinc.				
Mesh tray cover fixing EZ	18/15/32	50	8438031140655	<b>4530800</b>
<b>Supports for derivation box</b>				
Clip-on bracket to be used for fixing of a derivation box in 60, 70 and 105 mm high mesh trays. Material: Steel, pre-galvanized.				
Support for box + bracket PG	20/72/92	10	8428031039301	<b>4571120</b>
Support for box + bracket, double, PG	20/100/182	5	8428031065980	<b>4571130</b>

## Other accessories

<b>Take-off plate</b>				
Take-off plate for pipes M20, 25 and 32. Fixed to the side of the mesh tray and by folding the flaps with a screw-driver. Screw-less. For 60, 70 and 105 mm high trays. Material: Steel, pre-galvanized.				
Take-off plate M20-25-32 PG	85/107	10	8428031085384	<b>4571315</b>
<b>Cable drop-out</b>				
Cable drop-out to be directly clipped-in on all sizes of mesh tray except 60x60 mm. Fixed by folding a flap at the bottom with a screw-driver. Screw-less. Material: Steel, electro-zinc.				
Cable drop-out EZ	50/37/111	10	8438031141065	<b>4530700</b>
<b>Earthing clamp</b>				
Earthing clamp for earthing of the installation to comply with safety requirements. Fixed to the wires on the side of the mesh trays. Admits cables from 16 to 70 mm <sup>2</sup> . Material: Brass, electrolytical nickel coating.				
Earthing clamp EZ	85/107/24	10	8428031039400	<b>4571310</b>



## Other accessories

Type	Dimensions A/B/C (mm)		Qty per package	EAN code	Ref. No.
<b>End plugs</b>					
End plug to be mounted on U-profiles. Intended to provide protection against personal injuries and make the ends of the profiles more conspicuous. Material: PP/TPE, orange.					
End plug for one U-profile	20/40/60		20	3606480457579	<b>CSU4551421</b>
End plug for two U-profiles mounted back-to-back	27/75/60		20	3606480457586	<b>CSU4551422</b>
<b>Marking</b>					
ID-label, blank, suitable for all cable trays. Can be placed on the side or at the bottom of the tray for identification. Material: PC/ABS. Colour: White.					
ID-label	30/100		25	8428031073558	<b>4551485</b>
<b>Cutting tool</b>					
Bolt cropper for cutting and forming of accessories from straight elements. Suitable for all sizes and finishes.					
Bolt cropper	130/470		1	8428031043759	<b>4580110</b>
<b>Protective paint</b>					
Protective spray paint for protection of cut wires from external agents. Capacity 400 ml.					
Protective spray paint EZ	—		1	8428031039646	<b>4580130</b>

P135756



P135757



P112542



P112543



P112544



### Mesh trays, hot-dip galvanized

P112545



Type	Dimensions A/B/C (mm)	Qty per package	EAN code	Ref. No.
<b>Mesh trays, hot-dip galvanized</b>				
Mesh tray, length 3 m. ID label with Schneider logo, part number, CE-mark and size attached to one side. Material: Steel, hot-dip galvanized.				
Mesh tray 35x50 HDG	40/50/3000	24 m	8428031147228	<b>CSU4512050</b>
Mesh tray 35x100 HDG	40/100/3000	24 m	8428031034641	<b>4512110</b>
Mesh tray 35x150 HDG	40/150/3000	12 m	8428031034658	<b>4512115</b>
Mesh tray 35x200 HDG	40/200/3000	12 m	8428031034665	<b>4512120</b>
Mesh tray 35x300 HDG	40/300/3000	12 m	8428031034672	<b>4512130</b>
Mesh tray 60x60 HDG	65/60/3000	24 m	8428031034689	<b>4512206</b>
Mesh tray 70x100 HDG	75/100/3000	12 m	8428031034696	<b>4512210</b>
Mesh tray 70x150 HDG	75/150/3000	12 m	8428031034702	<b>4512215</b>
Mesh tray 70x200 HDG	75/200/3000	6 m	8428031034719	<b>4512220</b>
Mesh tray 70x300 HDG	75/300/3000	6 m	8428031034726	<b>4512230</b>
Mesh tray 70x400 HDG	75/400/3000	6 m	8428031034733	<b>4512240</b>
Mesh tray 70x500 HDG	75/500/3000	6 m	8428031034757	<b>4512250</b>
Mesh tray 70x600 HDG	75/600/3000	6 m	8428031034764	<b>4512260</b>
Mesh tray 105x200 HDG	110/200/3000	6 m	8428031034771	<b>4512320</b>
Mesh tray 105x300 HDG	110/300/3000	6 m	8428031034788	<b>4512330</b>
Mesh tray 105x400 HDG	110/400/3000	6 m	8428031034795	<b>4512340</b>
Mesh tray 105x500 HDG	110/500/3000	6 m	8428031034818	<b>4512350</b>
Mesh tray 105x600 HDG	110/600/3000	6 m	8428031034825	<b>4512360</b>

### Dividers

P126435



<b>Fast-fix dividers</b>				
Fast-fix divider, length 3 m, 35, 70 and 105 mm high. Fixed to the mesh tray by pulling the flaps at the bottom of the divider into the transversal wires. Can be fixed at any position on the mesh tray. Screw-less. Material: Steel, ZnAlMg.				
Fast fix divider 35 ZM	27/16/3000	24 m	8428031160999	<b>CSU4578510</b>
Fast fix divider 70 ZM	57/16/3000	24 m	8428031161002	<b>CSU4578520</b>
Fast fix divider 105 ZM	76/16/3000	24 m	8428031160982	<b>CSU4578530</b>

P112510



<b>Bolted dividers</b>				
Cable-tray divider, length 2 m, for 35, 70 and 105 mm high mesh trays. Fixed to the mesh tray by bolted fixings (4562120). With perforated base. Material: Steel, hot-dip galvanized.				
Cable-tray divider 30+35 HDG	26/16/2000	20 m	8428031075040	<b>4722730</b>
Cable-tray divider 60+70 HDG	56/16/2000	20 m	8428031075057	<b>4722760</b>
Cable-tray divider 80+105 HDG	75/16/2000	20 m	8428031075064	<b>4722780</b>

### Covers

P112511








<b>Covers for mesh trays, hot-dip galvanized</b>				
Mesh tray cover, length 2 m. Fix to mesh tray by bending the pre-formed fixation lips. For additional fixation, apply 4 cover clips to the pre-punched pattern on the lateral sides of the cover. Cut covers can be fixed with cover clips on all 4 corners. Material: Steel, hot-dip galvanized.				
Mesh tray cover 60 HDG	20/60/2000	8 m	8428031050610	<b>4542106</b>
Mesh tray cover 100 HDG	20/100/2000	4 m	8428031050375	<b>4542110</b>
Mesh tray cover 150 HDG	20/150/2000	4 m	8428031050184	<b>4542115</b>
Mesh tray cover 200 HDG	20/200/2000	4 m	8428031050481	<b>4542120</b>
Mesh tray cover 300 HDG	20/300/2000	4 m	8428031050252	<b>4542130</b>
Mesh tray cover 400 HDG	20/400/2000	4 m	8428031050245	<b>4542140</b>
Mesh tray cover 500 HDG	20/500/2000	4 m	8428031050221	<b>4542150</b>
Mesh tray cover 600 HDG	20/600/2000	4 m	8428031050214	<b>4542160</b>

P112469





<b>Cover clip</b>				
Cover clip for mesh trays, for extra fixing of the cover if required (optional). Suitable for all sizes from 60 to 600 mm. Direct clip-in. Screw-less. Material: Spring steel, lamellar zinc.				
Mesh tray cover fixing LZ	18/15/32	50	8438031140662	<b>4532800</b>

### Couplers

Type	Dimensions A/B/C (mm)	Qty per package	EAN code	Ref. No.	
<b>Fast coupler</b>					
Fast coupler for the coupling of straight elements for 35 mm (2 pcs), 70 mm (2 pcs) and 105 mm (4 pcs) heights. Material: Spring steel, lamellar zinc.					
 P112474	Fast coupler 70+105 LZ	10/30/86	30	8438031140785	<b>4532200</b>
 P126434	Fast coupler 35 LZ	12/25/61	30	8438031143953	<b>4532135</b>
<b>Couplers with bolt</b>					
Bolted coupler for straight elements on both sides of the mesh tray and as central coupler when required. Also used to form accessories from straight elements. Kit including upper and lower coupler, bolt and nut. Material: Steel, hot-dip galvanized.					
 P112512	Coupler HDG	27/23.5/27	50	8428031039066	<b>4562110</b>
<b>Couplers without bolt</b>					
Coupler without bolt for straight elements on both sides of the mesh tray and as central coupler when required. Also used to form accessories from straight elements. Material: Steel, hot-dip galvanized.					
	Coupler, upper HDG	27/6/21	50	8428031159368	<b>CSU4562105</b>
	Coupler, lower HDG	27/6/21	50	8428031159375	<b>CSU4562108</b>
 P112513	Side-bolted coupler for the coupling of straight elements. 70+105 also suitable for 60x60 mm mesh tray. Including plate, nut and bolt. Material: Steel, hot-dip galvanized.				
	Side coupler 35 HDG	32/—/80	25	8428031039080	<b>4562200</b>
	Side coupler 70+105 HDG	46/—/80	25	8428031039097	<b>4562205</b>
<b>Joint</b>					
Extendable joint for coupling of straight elements with a distance between them of up to 300 mm. Each unit is supplied with two bolted couplers. Material: Steel, ZnAlMg.					
 P112541	Extendable joint ZM	1/17/300	10	8428031160470	<b>CSU4568150</b>

### Wall support

<b>Horizontal brackets, hot-dip galvanized</b>					
Horizontal bracket for wall-mounted horizontal installations. From 100 to 600 mm width. Mesh tray to be fixed to the bracket by bolted fixings (4562120). Material: Steel, hot-dip galvanized.					
 P112515	Horizontal bracket 100 HDG	82/42/144	10	8428031038182	<b>4552110</b>
	Horizontal bracket 150 HDG	82/42/194	10	8428031038199	<b>4552115</b>
	Horizontal bracket 200 HDG	82/42/244	10	8428031038205	<b>4552120</b>
	Horizontal bracket 300 HDG	82/42/344	10	8428031038212	<b>4552130</b>
	Horizontal bracket 400 HDG	130/42/444	5	8428031038229	<b>4552140</b>
	Horizontal bracket 500 HDG	130/42/544	5	8428031050146	<b>4552150</b>
	Horizontal bracket 600 HDG	130/42/644	5	8428031038243	<b>4552160</b>
<b>Vertically mounted brackets, hot-dip galvanized</b>					
Bracket for vertical wall-mounted installations. Mesh tray to be fixed to bracket using bolted fixings (4562120). From 100 to 600 mm width. Material: Steel, hot-dip galvanized.					
 P112520	Vertical/suspended/floor bracket 100 HDG	38/50/185	10	8428031038311	<b>4552310</b>
	Vertical/suspended/floor bracket 150 HDG	38/50/235	10	8428031038328	<b>4552315</b>
	Vertical/suspended/floor bracket 200 HDG	38/50/285	10	8428031038335	<b>4552320</b>
	Vertical/suspended/floor bracket 300 HDG	38/50/385	10	8428031038342	<b>4552330</b>
	Vertical/suspended/floor bracket 400 HDG	38/50/485	5	8428031050368	<b>4552340</b>
	Vertical/suspended/floor bracket 500 HDG	38/50/585	5	8428031050351	<b>4552350</b>
	Vertical/suspended/floor bracket 600 HDG	38/50/685	5	8428031038366	<b>4552360</b>


### Wall support

Type	Dimensions A/B/C (mm)	Qty per package	EAN code	Ref. No.
<b>Wall-mounted bracket for 60x60</b>				
Clip-on bracket to be used as horizontal wall bracket for 60x60 mm mesh trays. Material: Steel, hot-dip galvanized.				
Support for box + Bracket HDG	20/72/92	10	8428031147662	<b>CSU4572120</b>
<b>U-profile</b>				
U-profile. Fixed to the wall for wall-mounted installations. To be used with pendant brackets. Material: Steel, ZnAlMg.				
U-profile ZM	30/55/1000	4 m	8428031161019	<b>CSU4548420</b>
<b>Pendant brackets</b>				
Pendant bracket from 100 to 600 mm width. To be used in combination with U-profile (CSU4548420) for wall-mounted installations. Four bolts (4572110) are required to fix the bracket to the U-profile. Mesh tray fixed to the bracket by bolted fixings (CSU4568120). Material: Steel, ZnAlMg.				
Pendant bracket 100 ZM	87/50/160	10	8428031160869	<b>CSU4548910</b>
Pendant bracket 150 ZM	87/50/210	10	8428031160876	<b>CSU4548915</b>
Pendant bracket 200 ZM	87/50/260	10	8428031160883	<b>CSU4548920</b>
Pendant bracket 300 ZM	94/50/360	10	8428031160890	<b>CSU4548930</b>
Pendant bracket 400 ZM	100/50/460	4	8428031160906	<b>CSU4548940</b>
Pendant bracket 500 ZM	110/50/560	4	8428031160913	<b>CSU4548950</b>
Pendant bracket 600 ZM	110/50/660	4	8428031160920	<b>CSU4548960</b>
<b>Corner supports</b>				
External and internal corner supports for 90° corners. Intended to be used together with horizontal brackets. Material: Steel, hot-dip galvanized.				
External corner support HDG	165/85/140	2	8428031159788	<b>CSU4552095</b>
Internal corner support HDG	165/30/150	2	8428031159771	<b>CSU4552090</b>

### Ceiling support

<b>Fast-fix suspended brackets</b>				
Fast-fix suspended bracket, for ceiling-suspended installations with threaded rods. The mesh tray is fixed by pulling the wires in the flaps, and then folding the flaps with a tool to fix the mesh tray. Screw-less. To ensure the values shown in the chart "Admissible working-load on brackets" on page 4 for 400 mm widths and upwards, two brackets must be mounted together back-to-back using bolts (713694). For the 2000 and 3000 mm widths, the threaded rods should be placed all along the brackets, with a maximum distance between them of 950 mm. Material: Steel, hot-dip galvanized.				
Fast-fix suspended bracket 150 HDG	20/40/250	6	8438031144448	<b>4532510</b>
Fast-fix suspended bracket 200 HDG	20/40/300	6	8438031144455	<b>4532520</b>
Fast-fix suspended bracket 300 HDG	20/40/400	6	8438031144462	<b>4532530</b>
Fast-fix suspended bracket 400 HDG	20/40/500	6	8438031144479	<b>4532540</b>
Fast-fix suspended bracket 500 HDG	20/40/600	6	8438031144486	<b>4532550</b>
Fast-fix suspended bracket 600 HDG	20/40/700	6	8438031144493	<b>4532560</b>
Fast-fix suspended bracket 1000 HDG	20/40/1000	2 m	8438031144509	<b>4532570</b>
Fast-fix suspended bracket 2000 HDG	20/40/2000	4 m	8438031144516	<b>4532580</b>
Fast-fix suspended bracket 3000 HDG	20/40/3000	6 m	8438031144523	<b>4532590</b>
<b>Suspended brackets, hot-dip galvanized</b>				
Suspension bracket for ceiling-suspended installations with threaded rods. From 100 to 600 mm width. Mesh tray fixed to the bracket by bolted fixings (4562120). Material: Steel, hot-dip galvanized.				
Vertical/suspended/floor bracket 100 HDG	38/50/185	10	8428031038311	<b>4552310</b>
Vertical/suspended/floor bracket 150 HDG	38/50/235	10	8428031038328	<b>4552315</b>
Vertical/suspended/floor bracket 200 HDG	38/50/285	10	8428031038335	<b>4552320</b>
Vertical/suspended/floor bracket 300 HDG	38/50/385	10	8428031038342	<b>4552330</b>
Vertical/suspended/floor bracket 400 HDG	38/50/485	5	8428031050368	<b>4552340</b>
Vertical/suspended/floor bracket 500 HDG	38/50/585	5	8428031050351	<b>4552350</b>
Vertical/suspended/floor bracket 600 HDG	38/50/685	5	8428031038366	<b>4552360</b>



Ceiling support					
Type	Dimensions A/B/C (mm)		Qty per package	EAN code	Ref. No.
<b>Suspension supports</b>					
Central suspension support for ceiling-suspended installations with threaded rods. Hole Ø 8.5 mm. Recommended for mesh trays up to 300 mm width. Not suitable for 60x60, 35x150 and 70x150 mm mesh trays. Material: Steel, hot-dip galvanized.					
Central suspension support HDG	4/40/60		30	8428031038380	4552430
<b>Fast-fix hanger</b>					
Fast-fix hanger for 35 mm high mesh trays. For ceiling-suspended installations with threaded rods. Direct clip-in on one side of the mesh tray. No tools required, screw-less. Material: Spring steel, lamellar zinc.					
Fast-fix hanger 35 LZ	37/29/54		20	8438031141058	4532400
<b>Side suspension brackets</b>					
Clip-on bracket to be used for ceiling-suspended installations of 60, 70 and 105 mm high mesh trays with threaded rods. Material: Steel, hot-dip galvanized or stainless.					
Support for box + bracket HDG	20/72/92		10	8428031147662	CSU4572120
Support for box + bracket, double, SS	20/100/182		5	8428031065997	4575130
<b>C-shape supports</b>					
C-shape support for ceiling-suspended installation. To be used together with threaded rods. Material: Steel, hot-dip galvanized.					
C-shape support HDG	70/39/36		10	8428031050337	4552440
<b>L-shape supports</b>					
L-shape support for suspended installations with threaded rods. Material: Steel, hot-dip galvanized.					
L-shape support HDG	104/39/36		10	8428031050320	4552450
<b>Threaded rods</b>					
Threaded rod for ceiling-suspended installations, used with suspension support and brackets. Supplied with nuts and washers. Material: Stainless steel.					
Threaded rod M8x0.5m SS	M8/500		10	8428031038908	4555470
Threaded rod M8x1m SS	M8/1000		10	8428031038915	4555480
<b>Swivel pendant support</b>					
Swivel pendant support for ceiling-suspended installations in combination with U-profile (CSU4548420) and pendant bracket. Requires four bolts (4572110) for fixing of the U-profile. Material: Steel, ZnAlMg.					
Swivel pendant support ZM	116/150/60		4	8428031160968	CSU4548410
<b>U-profile</b>					
U-profile. Fixed to the wall for wall-mounted installations. To be used with pendant brackets. Material: Steel, ZnAlMg.					
U-profile ZM	30/55/1000		4 m	8428031161019	CSU4548420
<b>Pendant brackets</b>					
Pendant bracket from 100 to 600 mm width. To be used in combination with U-profile (CSU4548420) for wall-mounted installations. Four bolts (4572110) are required to fix the bracket to the U-profile. Mesh tray fixed to the bracket by bolted fixings (CSU4568120). Material: Steel, ZnAlMg.					
Pendant bracket 100 ZM	87/50/160		10	8428031160869	CSU4548910
Pendant bracket 150 ZM	87/50/210		10	8428031160876	CSU4548915
Pendant bracket 200 ZM	87/50/260		10	8428031160883	CSU4548920
Pendant bracket 300 ZM	94/50/360		10	8428031160890	CSU4548930
Pendant bracket 400 ZM	100/50/460		4	8428031160906	CSU4548940
Pendant bracket 500 ZM	110/50/560		4	8428031160913	CSU4548950
Pendant bracket 600 ZM	110/50/660		4	8428031160920	CSU4548960


### Floor support

Type	Dimensions A/B/C (mm)	Qty per package	EAN code	Ref. No.
<b>Floor-mounted brackets, hot-dip galvanized</b>				
Bracket for floor-mounted installations in raised floors. The bracket is used as a raiser. Mesh tray fixed to the bracket by bolted fixings (4562120). Material: Steel, hot-dip galvanized.				
Vertical/suspended/floor bracket 100 HDG	38/50/185	10	8428031038311	<b>4552310</b>
Vertical/suspended/floor bracket 150 HDG	38/50/235	10	8428031038328	<b>4552315</b>
Vertical/suspended/floor bracket 200 HDG	38/50/285	10	8428031038335	<b>4552320</b>
Vertical/suspended/floor bracket 300 HDG	38/50/385	10	8428031038342	<b>4552330</b>
Vertical/suspended/floor bracket 400 HDG	38/50/485	5	8428031050368	<b>4552340</b>
Vertical/suspended/floor bracket 500 HDG	38/50/585	5	8428031050351	<b>4552350</b>
Vertical/suspended/floor bracket 600 HDG	38/50/685	5	8428031038366	<b>4552360</b>

### Fixing accessories

<b>Locking clip</b>				
Locking clip for fast-fixing of the transversal wires of a mesh tray, once it has been cut to form flat bends. Material: Spring steel, lamellar zinc.				
Locking clip for flat bend LZ	6/18/21	50	8438031143977	<b>4532900</b>
<b>Profile fast-fixings</b>				
Fast-fixing intended to fix mesh trays to profiles 21x41 and 41x41. Specific design for 60x60 mm mesh tray. Direct clip-in. No tools required, screw-less. Suitable only for horizontal installations. Material: Spring steel, lamellar zinc.				
Profile fast-fixing LZ	29/51/19	50	8438031141034	<b>4532300</b>
Profile fast-fixing 6060 LZ	54/68/34	25	8438031140808	<b>4532100</b>
<b>Fixings</b>				
Fixing device for fixing of the mesh trays to brackets. Material: Steel, hot-dip galvanized.				
Fixing HDG	23.5/23.5	50	8428031039073	<b>4562120</b>
<b>Bolts</b>				
Bolt for the fixing of swivel supports and pendant brackets to U-profile, as well as fast-fix suspended brackets back to back, if required. Material: Steel, stainless or lamellar zinc.				
Bolt M6x12 SS	23.5/13.5	50	8428031082529	<b>4725912</b>
Bolt M6x20 SS	23.5/13.5	50	8428031039516	<b>4575110</b>
Bolt M8x20 SS	23.5/13.5	50	8428031034221	<b>4326605</b>
Screw set 22S Hdg M8x16 mm	-	10	7321677136940	<b>713694</b>
Bolt M6x20 LZ	23.5/13.5	50	8438031141256	<b>4572110</b>
Pin-bolt for fast-fixing of pendant bracket to U-profile and of U-profile to swivel support. Material: Stainless steel.				
Pin-bolt M6x70 SS	M6/70	10	8428031110147	<b>4575115</b>







### Fixing accessories

Type	Dimensions A/B/C (mm)		Qty per package	EAN code	Ref. No.
<b>Perforated flat strip</b>					
Perforated flat strip for reinforcement of the interior corner of a bend of a cut mesh tray. Cut to length depending on the mesh tray size and the angle of the bend. Suitable for mesh tray heights 35, 70 or 105 mm. Used in combination with bolted fixings (4562120). Material: Steel, hot-dip galvanized.					
Flat strip joint 35 HDG	1/17/1000		10	8428031162870	<b>CSU4562310</b>
Flat strip joint 70 HDG	1/45/1000		10	8428031162894	<b>CSU4562320</b>
Flat strip joint 105 HDG	1/80/1000		10	8428031162917	<b>CSU4562330</b>
<b>Cover fixing</b>					
Cover fixing for mesh trays, for extra fixing of the cover if required (optional). Suitable for all sizes from 60 to 600 mm. Direct clip-in. Screw-less. Material: Spring steel, lamellar zinc.					
Mesh tray cover fixing LZ	18/15/32		50	8438031140662	<b>4532800</b>
<b>Supports for derivation box</b>					
Clip-on bracket to be used for fixing of a derivation box in 60, 70 and 105 mm high mesh trays. Material: Steel, hot-dip galvanized ZnAlMg.					
Support for box + bracket HDG	20/72/92		10	8428031147662	<b>CSU4572120</b>
Clip on bracket double ZM	20/100/182		5	8428031160449	<b>CSU4578130</b>

### Other accessories

<b>Cable drop-out</b>					
Cable drop-out to be directly clipped-in on all sizes of mesh tray except 60x60 mm. Fixed by folding a flap at the bottom with a screw-driver. Screw-less. Material: Steel, lamellar zinc.					
Cable drop-out LZ	50/40/110		10	8438031141072	<b>4532700</b>
<b>Earthing clamp</b>					
Earthing clamp for earthing of the installation to comply with safety requirements. Fixed to the wires on the side of the mesh trays. Admits cables from 16 to 70 mm <sup>2</sup> . Material: Brass, electrolytical nickel coating.					
Earthing clamp EZ	85/107/24		10	8428031039400	<b>4571310</b>
<b>End plugs</b>					
End plug to be mounted on U-profiles. Intended to provide protection against personal injuries and make the ends of the profiles more conspicuous. Material: PP/TPE, orange.					
End plug for one U-profile	20/40/60		20	3606480457579	<b>CSU4551421</b>
End plug for two U-profiles mounted back-to-back	27/75/60		20	3606480457586	<b>CSU4551422</b>
<b>Marking</b>					
ID-label, blank, suitable for all cable trays. Can be placed on the side or at the bottom of the tray for identification. Material: PC/ABS. Colour: White.					
ID-label	30/100		25	8428031073558	<b>4551485</b>
<b>Cutting tool</b>					
Bolt cropper for cutting and forming of accessories from straight elements. Suitable for all sizes and finishes.					
Bolt cropper	130/470		1	8428031043759	<b>4580110</b>

## Mesh trays, Performa Zinc+™

Type	Dimensions A/B/C (mm)		Qty per package	EAN code	Ref. No.
<b>Mesh trays</b>					
Mesh cable tray, length 3 m. ID label with Schneider logo, part number, CE-mark and size attached to one side. Material: Steel, ZnAl.					
Mesh tray 35x50 ZA	40/50/3000		24 m	3606480444890	<b>CSU4518050</b>
Mesh tray 35x100 ZA	40/100/3000		24 m	3606480444906	<b>CSU4518110</b>
Mesh tray 35x150 ZA	40/150/3000		12 m	3606480444913	<b>CSU4518115</b>
Mesh tray 35x200 ZA	40/200/3000		12 m	3606480444920	<b>CSU4518120</b>
Mesh tray 35x300 ZA	40/300/3000		12 m	3606480444937	<b>CSU4518130</b>
Mesh tray 60x60 ZA	65/60/3000		24 m	3606480444944	<b>CSU4518206</b>
Mesh tray 70x100 ZA	75/100/3000		12 m	3606480444951	<b>CSU4518210</b>
Mesh tray 70x100 ZA 	75/100/3000		12 m	3606480989667	<b>CSU4518210F</b>
Mesh tray 70x150 ZA	75/150/3000		12 m	3606480444968	<b>CSU4518215</b>
Mesh tray 70x150 ZA 	75/150/3000		12 m	3606480989674	<b>CSU4518215F</b>
Mesh tray 70x200 ZA	75/200/3000		6 m	3606480444975	<b>CSU4518220</b>
Mesh tray 70x200 ZA 	75/200/3000		6 m	3606480989681	<b>CSU4518220F</b>
Mesh tray 70x300 ZA 	75/300/3000		6 m	3606480444982	<b>CSU4518230</b>
Mesh tray 70x400 ZA 	75/400/3000		6 m	3606480444999	<b>CSU4518240</b>
Mesh tray 70x500 ZA	75/500/3000		6 m	3606480445002	<b>CSU4518250</b>
Mesh tray 70x600 ZA	75/600/3000		6 m	3606480445019	<b>CSU4518260</b>
Mesh tray 105x200 ZA	110/200/3000		6 m	3606480445026	<b>CSU4518320</b>
Mesh tray 105x300 ZA	110/300/3000		6 m	3606480445033	<b>CSU4518330</b>
Mesh tray 105x400 ZA	110/400/3000		6 m	3606480445040	<b>CSU4518340</b>
Mesh tray 105x500 ZA	110/500/3000		6 m	3606480445057	<b>CSU4518350</b>
Mesh tray 105x600 ZA	110/600/3000		6 m	3606480445064	<b>CSU4518360</b>

## Dividers







<b>Fast-fix dividers</b>					
Fast-fix divider, length 3 m, 35, 70 and 105 mm high. Fixed to the mesh tray by pulling the flaps at the bottom of the divider into the transversal wires. Can be fixed at any position on the mesh tray. Screw-less. Material: Steel, ZnAlMg.					
Fast fix divider 35 ZM	27/16/3000		24 m	8428031160999	<b>CSU4578510</b>
Fast fix divider 70 ZM	57/16/3000		24 m	8428031161002	<b>CSU4578520</b>
Fast fix divider 105 ZM	76/16/3000		24 m	8428031160982	<b>CSU4578530</b>
<b>Bolted dividers</b>					
Cable-tray divider, length 2 m, for mesh trays. Fixed to the mesh tray by bolted fixings (4562120). With perforated base. Material: Steel, ZnAlMg.					
Cable-tray divider 60+70 ZM	55/17/2000		20 m	3606480450518	<b>CSU4728760</b>
Cable-tray divider 80+105 ZM	75/17/2000		20 m	3606480450525	<b>CSU4728780</b>

## Covers




<b>Covers for mesh trays</b>					
Mesh tray cover, length 2 m. Fix to mesh tray by bending the pre-formed fixation lips. For additional fixation, apply 4 cover clips to the pre-punched pattern on the lateral sides of the cover. Cut covers can be fixed with cover clips on all 4 corners. Material: Steel, ZnAlMg.					
Mesh tray cover 60 ZM	20/60/2000		8 m	3606480445071	<b>CSU4538106</b>
Mesh tray cover 100 ZM	20/100/2000		4 m	3606480445088	<b>CSU4538110</b>
Mesh tray cover 150 ZM	20/150/2000		4 m	3606480445095	<b>CSU4538115</b>
Mesh tray cover 200 ZM	20/200/2000		4 m	3606480445101	<b>CSU4538120</b>
Mesh tray cover 300 ZM	20/300/2000		4 m	3606480445118	<b>CSU4538130</b>
Mesh tray cover 400 ZM	20/400/2000		4 m	3606480445125	<b>CSU4538140</b>
Mesh tray cover 500 ZM	20/500/2000		4 m	3606480445132	<b>CSU4538150</b>
Mesh tray cover 600 ZM	20/600/2000		4 m	3606480445149	<b>CSU4538160</b>
<b>Cover clip</b>					
Cover clip for mesh trays, for extra fixing of the cover if required (optional). Suitable for all sizes from 60 to 600 mm. Direct clip-in. Screw-less. Material: Spring steel, lamellar zinc.					
Mesh tray cover fixing LZ	18/15/32		50	8438031140662	<b>4532800</b>









## Couplers

Type	Dimensions A/B/C (mm)		Qty per package	EAN code	Ref. No.
<b>Fast coupler</b>					
Fast coupler for the coupling of straight elements for 35 mm (2 pcs), 70 mm (2 pcs) and 105 mm (4 pcs) heights. Material: Spring steel, lamellar zinc.					
P112474 	Fast coupler 70+105 LZ	10/30/86	30	3606480570940	<b>CSU4538200</b>
P126434 	Fast coupler 35 LZ	12/25/61	30	3606480570957	<b>CSU4538135</b>
<b>Couplers with bolt</b>					
Bolted coupler for straight elements on both sides of the mesh tray and as central coupler when required. Also used to form accessories from straight elements. Kit including upper and lower coupler, bolt and nut. Material: Steel, ZnAlMg.					
P112512 	Coupler ZM	27/23.5/27	50	8428031160463	<b>CSU4568110</b>
<b>Side couplers</b>					
Side-bolted coupler for the coupling of straight elements. 70+105 also suitable for 60x60 mm mesh tray. Including plate, nut and bolt. Material: Steel, ZnAlMg.					
P112513 	Side coupler 35 ZM	32/—/80	25	8428031160937	<b>CSU4568200</b>
	Side coupler 70+105 ZM	46/—/80	25	8428031160944	<b>CSU4568205</b>
<b>Joints</b>					
Extendable joint for coupling of straight elements with a distance between them of up to 300 mm. Each unit is supplied with two bolted couplers. Material: Steel, ZnAlMg.					
P112541 	Extendable joint ZM	1/17/300	10	8428031160470	<b>CSU4568150</b>


## Wall support

<b>Fast-fix horizontal brackets</b>					
Fast-fix bracket for wall-mounted horizontal installations. From 100 to 300 mm width. Mesh trays are fixed by pulling the wires into the flaps. Extra fixing is provided by folding the flaps with a tool. Screw-less. Material: Steel, ZnAlMg.					
P112514 	Fast-fix horizontal bracket 100 ZM	82/42/144	10	8428031160487	<b>CSU4558110</b>
	Fast-fix horizontal bracket 150 ZM	82/42/194	10	8428031160494	<b>CSU4558111</b>
	Fast-fix horizontal bracket 200 ZM	82/42/244	10	8428031160500	<b>CSU4558112</b>
	Fast-fix horizontal bracket 300 ZM	82/42/344	10	8428031160517	<b>CSU4558113</b>
<b>Horizontal brackets</b>					
Horizontal bracket for wall-mounted horizontal installations. From 100 to 300 mm width. Mesh tray to be fixed to the bracket by bolted fixings (CSU4568120). Material: Steel, ZnAlMg.					
P112515 	Horizontal bracket 100 ZM	82/42/144	10	8428031160784	<b>CSU4548110</b>
	Horizontal bracket 150 ZM	82/42/194	10	8428031160791	<b>CSU4548115</b>
	Horizontal bracket 200 ZM	82/42/244	10	8428031160807	<b>CSU4548120</b>
	Horizontal bracket 300 ZM	82/42/344	10	8428031160814	<b>CSU4548130</b>
<b>Horizontal brackets Ω</b>					
Horizontal bracket Omega for wall-mounted installations. From 100 to 300 mm width. Mesh tray fixed to the bracket by bolted fixings (CSU4568120). Supplied with strut. Material: Steel, ZnAlMg.					
P112516 	Horizontal bracket Ω 100 ZM	131/50/150	10	8428031160821	<b>CSU4558310</b>
	Horizontal bracket Ω 150 ZM	131/50/200	10	8428031160838	<b>CSU4558315</b>
	Horizontal bracket Ω 200 ZM	131/50/250	10	8428031160845	<b>CSU4558320</b>
	Horizontal bracket Ω 300 ZM	131/50/350	10	8428031160852	<b>CSU4558330</b>

## Wall support

Type	Dimensions A/B/C (mm)		Qty per package	EAN code	Ref. No.
<b>Wall-mounted bracket for 60x60</b>					
Clip-on bracket to be used as horizontal wall bracket for 60x60 mm mesh trays. Material: Steel, ZnAlMg.					
P112518 	Clip on bracket ZM	20/72/92	10	8428031160456	<b>CSU4578120</b>
<b>Adjustable bracket sets</b>					
Adjustable bracket set for wall-mounted installations. From 100 to 600 mm width. One set includes one bracket, one adjustable support and four screws for fixing of the bracket to the support. Mesh tray fixed to the bracket by bolted fixings (CSU4568120). Material: Steel, ZnAlMg.					
P112519 	Adjustable bracket set 100 ZM	140/55/162	2	8428031160340	<b>CSU4558510</b>
	Adjustable bracket set 150 ZM	140/55/212	2	8428031160357	<b>CSU4558515</b>
	Adjustable bracket set 200 ZM	140/55/262	2	8428031160364	<b>CSU4558520</b>
	Adjustable bracket set 300 ZM	140/55/362	2	8428031160371	<b>CSU4558530</b>
	Adjustable bracket set 400 ZM	140/55/462	2	8428031160685	<b>CSU4558540</b>
	Adjustable bracket set 500 ZM	140/55/562	2	8428031160388	<b>CSU4558550</b>
	Adjustable bracket set 600 ZM	140/55/662	2	8428031160395	<b>CSU4558560</b>
<b>U-profile</b>					
U-profile. Fixed to the wall for wall-mounted installations. To be used with pendant brackets.					
P112529 	U-profile ZM	30/55/1000	4 m	8428031161019	<b>CSU4548420</b>
<b>Pendant brackets</b>					
Pendant bracket from 100 to 600 mm width. To be used in combination with U-profile (CSU4548420) for wall-mounted installations. Four bolts (4572110) are required to fix the bracket to the U-profile. Mesh tray fixed to the bracket by bolted fixings (CSU4568120). Material: Steel, ZnAlMg.					
P112527 	Pendant bracket 100 ZM	87/50/160	10	8428031160869	<b>CSU4548910</b>
	Pendant bracket 150 ZM	87/50/210	10	8428031160876	<b>CSU4548915</b>
	Pendant bracket 200 ZM	87/50/260	10	8428031160883	<b>CSU4548920</b>
	Pendant bracket 300 ZM	94/50/360	10	8428031160890	<b>CSU4548930</b>
	Pendant bracket 400 ZM	100/50/460	4	8428031160906	<b>CSU4548940</b>
	Pendant bracket 500 ZM	110/50/560	4	8428031160913	<b>CSU4548950</b>
	Pendant bracket 600 ZM	110/50/660	4	8428031160920	<b>CSU4548960</b>
<b>OEM bracket</b>					
Support to be used direct on the mesh trays fixed in the bottom of the models 35x100/150/200/300 and 70x100/150. It can also be fixed to the side of the models 70x100/150.					
P140163 	OEM bracket ZM	65/20/60	10	3606480454349	<b>CSU4572725</b>

## Ceiling support

Type	Dimensions A/B/C (mm)		Qty per package	EAN code	Ref. No.
<b>Fast-fix suspended brackets</b>					
Fast-fix suspended bracket, for ceiling-suspended installations with threaded rods. The mesh tray is fixed by pulling the wires in the flaps, and then folding the flaps with a tool to fix the mesh tray. Screw-less. To ensure the values shown in the chart "Admissible working-load on brackets" on page 4 for 400 mm widths and upwards, two brackets must be mounted together back-to-back using bolts (713694). For the 2000 and 3000 mm widths, the threaded rods should be placed all along the brackets, with a maximum distance between them of 950 mm. Material: Steel, ZnAlMg.					
Fast-fix suspended bracket 150 ZM	20/40/250		6	8428031160562	<b>CSU4538510</b>
Fast-fix suspended bracket 200 ZM	20/40/300		6	8428031160579	<b>CSU4538520</b>
Fast-fix suspended bracket 300 ZM	20/40/400		6	8428031160593	<b>CSU4538530</b>
Fast-fix suspended bracket 400 ZM	20/40/500		6	8428031160616	<b>CSU4538540</b>
Fast-fix suspended bracket 500 ZM	20/40/600		6	8428031160623	<b>CSU4538550</b>
Fast-fix suspended bracket 600 ZM	20/40/700		6	8428031160630	<b>CSU4538560</b>
Fast-fix suspended bracket 1000 ZM	20/40/1000		2 m	8428031160555	<b>CSU4538570</b>
Fast-fix suspended bracket 2000 ZM	20/40/2000		4 m	8428031160586	<b>CSU4538580</b>
Fast-fix suspended bracket 3000 ZM	20/40/3000		6 m	8428031160609	<b>CSU4538590</b>
<b>Ceiling brackets Ω</b>					
Ceiling bracket Omega for direct fixing to the ceiling. From 100 to 300 mm width. Mesh tray fixed to the bracket by bolted fixings (CSU4568120). Supplied with strut. Material: Steel, ZnAlMg.					
Ceiling bracket Ω 100 ZM	196/50/153		4	8428031160401	<b>CSU4558410</b>
Ceiling bracket Ω 150 ZM	196/50/204		4	8428031160418	<b>CSU4558415</b>
Ceiling bracket Ω 200 ZM	196/50/252		4	8428031160425	<b>CSU4558420</b>
Ceiling bracket Ω 300 ZM	196/50/357		4	8428031160432	<b>CSU4558430</b>
<b>Pendant brackets</b>					
Pendant bracket from 100 to 600 mm width. To be used in combination with U-profile (CSU4548420) for wall-mounted installations. Four bolts (4572110) are required to fix the bracket to the U-profile. Mesh tray fixed to the bracket by bolted fixings (CSU4568120). Material: Steel, ZnAlMg.					
Pendant bracket 100 ZM	87/50/160		10	8428031160869	<b>CSU4548910</b>
Pendant bracket 150 ZM	87/50/210		10	8428031160876	<b>CSU4548915</b>
Pendant bracket 200 ZM	87/50/260		10	8428031160883	<b>CSU4548920</b>
Pendant bracket 300 ZM	94/50/360		10	8428031160890	<b>CSU4548930</b>
Pendant bracket 400 ZM	100/50/460		4	8428031160906	<b>CSU4548940</b>
Pendant bracket 500 ZM	110/50/560		4	8428031160913	<b>CSU4548950</b>
Pendant bracket 600 ZM	110/50/660		4	8428031160920	<b>CSU4548960</b>
<b>Heavy-duty suspended brackets</b>					
Bracket for ceiling-suspended installations with threaded rods. From 200 to 600 mm width. Mesh tray fixed to the bracket by bolted fixings (CSU4568120). Material: Steel, ZnAlMg.					
Heavy-duty susp. bracket 200 ZM	60/41.7/267.5		4	8428031160654	<b>CSU4558620</b>
Heavy-duty susp. bracket 300 ZM	60/41.7/347.5		4	8428031160661	<b>CSU4558630</b>
Heavy-duty susp. bracket 400 ZM	60/41.7/467.5		4	8428031160678	<b>CSU4558640</b>
Heavy-duty susp. bracket 500 ZM	60/41.7/547.5		4	8428031160692	<b>CSU4558650</b>
Heavy-duty susp. bracket 600 ZM	60/41.7/667.5		4	8428031160708	<b>CSU4558660</b>
<b>Suspension supports</b>					
Central suspension support for ceiling-suspended installations with threaded rods. Hole Ø 8.5 mm. Recommended for mesh trays up to 300 mm width. Not suitable for 60x60, 35x150 and 70x150 mm mesh trays. Material: Steel, ZnAlMg.					
Central suspension support ZM	40/4/60		30	8428031160951	<b>CSU4548430</b>
<b>Fast-fix hanger</b>					
Fast-fix hanger for 35 mm high mesh trays. For ceiling-suspended installations with threaded rods. Direct clip-in on one side of the mesh tray. No tools required, screw-less. Material: Spring steel, lamellar zinc.					
Fast-fix hanger 35 LZ	37/29/54		20	8438031141058	<b>4532400</b>

## Ceiling support

Type	Dimensions A/B/C (mm)	Qty per package	EAN code	Ref. No.
<b>Side suspension brackets</b>				
Clip-on bracket to be used for ceiling-suspended installations of 60, 70 and 105 mm high mesh trays with threaded rods. Material: Steel, ZnAlMg.				
Clip on bracket ZM	20/72/92	10	8428031160456	<b>CSU4578120</b>
Clip on bracket double ZM	20/100/182	5	8428031160449	<b>CSU4578130</b>
<b>Threaded rods</b>				
Threaded rod for ceiling-suspended installations, used with suspension support and brackets. Supplied with nuts and washers. Material: Stainless steel.				
Threaded rod M8x0.5m SS	M8/500	10	8428031038908	<b>4555470</b>
Threaded rod M8x1m SS	M8/1000	10	8428031038915	<b>4555480</b>
<b>Swivel pendant support</b>				
Swivel pendant support for ceiling-suspended installations in combination with U-profile (CSU4548420) and pendant bracket. Requires four bolts (4572110) for fixing of the U-profile. Material: Steel, ZnAlMg.				
Swivel pendant support ZM	116/150/60	4	8428031160968	<b>CSU4548410</b>
<b>U-profile</b>				
U-profile. For ceiling-suspended installations in combination with swivel pendant support (CSU4548410) and pendant brackets. Material: Steel, ZnAlMg.				

## Fixing accessories

<b>Locking clip</b>				
Locking clip for fast-fixing of the transversal wires of a mesh tray, once it has been cut to form flat bends. Material: Spring steel, lamellar zinc.				
Locking clip for flat bend LZ	6/18/21	50	8438031143977	<b>4532900</b>
<b>Profile fast-fixings</b>				
Fast-fixing intended to fix mesh trays to profiles 21x41 and 41x41. Specific design for 60x60 mm mesh tray. Direct clip-in. No tools required, screw-less. Suitable only for horizontal installations. Material: Spring steel, lamellar zinc.				
Profile fast-fixing LZ	29/51/19	50	8438031141034	<b>4532300</b>
Profile fast-fixing 6060 LZ	54/68/34	25	8438031140808	<b>4532100</b>
<b>Fixings</b>				
Fixing device for fixing of the mesh trays to brackets. Material: Steel, ZnAlMg.				
Fixing ZM	23.5/23.5	50	8428031160647	<b>CSU4568120</b>
<b>Bolts</b>				
Bolt for the fixing of swivel supports and pendant brackets to U-profile, as well as fast-fix suspended brackets back to back, if required. Material: Steel, lamellar zinc.				
Screw set 22S Hdg M8x16 mm	-	10	7321677136940	<b>713694</b>
Bolt M6x20 LZ	23.5/13.5	50	8438031141256	<b>4572110</b>

## Fixing accessories

Type	Dimensions A/B/C (mm)	Qty per package	EAN code	Ref. No.
<b>Bolts</b>				
Pin-bolt for fast-fixing of pendant bracket to U-profile and of U-profile to swivel support. Material: Stainless steel.				
Pin-bolt M6x70 SS	M6/70	10	8428031110147	4575115
<b>Cover fixing</b>				
Cover fixing for mesh trays, for extra fixing of the cover if required (optional). Suitable for all sizes from 60 to 600 mm. Direct clip-in. Screw-less. Material: Spring steel, lamellar zinc.				
Mesh tray cover fixing LZ	18/15/32	50	8438031140662	4532800
<b>Supports for derivation box</b>				
Clip-on bracket to be used for fixing of a derivation box in 60, 70 and 105 mm high mesh trays. Material: Steel, ZnAlMg.				
Clip on bracket ZM	20/72/92	10	8428031160456	CSU4578120
Clip on bracket double ZM	20/100/182	5	8428031160449	CSU4578130

## Other accessories


<b>Take-off plate</b>				
Take-off plate for pipes M20, 25 and 32. Fixed to the side of the mesh tray and by folding the flaps with a screw-driver. Screw-less. For 60, 70 and 105 mm high trays. Material: Steel, ZnAlMg.				
Take-off plate ZM	85/146	10	8428031160975	CSU4578315
<b>Cable drop-out</b>				
Cable drop-out to be directly clipped-in on all sizes of mesh tray except 60x60 mm. Fixed by folding a flap at the bottom with a screw-driver. Screw-less. Material: Steel, lamellar zinc.				
Cable drop-out LZ	50/40/110	10	8438031141072	4532700
<b>Earthing clamp</b>				
Earthing clamp for earthing of the installation to comply with safety requirements. Fixed to the wires on the side of the mesh trays. Admits cables from 16 to 70 mm <sup>2</sup> . Material: Brass, electrolytical nickel coating.				
Earthing clamp EZ	85/107/24	10	8428031039400	4571310
<b>End plugs</b>				
End plug to be mounted on U-profiles. Intended to provide protection against personal injuries and make the ends of the profiles more conspicuous. Material: PP/TPE, orange.				
End plug for one U-profile	20/40/60	20	3606480457579	CSU4551421
End plug for two U-profiles mounted back-to-back	27/75/60	20	3606480457586	CSU4551422
<b>Marking</b>				
ID-label, blank, suitable for all cable trays. Can be placed on the side or at the bottom of the tray for identification. Material: PC/ABS. Colour: White.				
ID-label	30/100	25	8428031073558	4551485
<b>Cutting tool</b>				
Bolt cropper for cutting and forming of accessories from straight elements. Suitable for all sizes and finishes.				
Bolt cropper	130/470	1	8428031043759	4580110



## Mesh trays, stainless steel

P112546



Type	Dimensions A/B/C (mm)	 Qty per package	EAN code	Ref. No.
<b>Mesh trays, stainless steel</b>				
Mesh cable tray, length 3 m. ID label with Schneider logo, part number, CE-mark and size attached to one side. Material: Stainless steel.				
Mesh tray 35x50 SS	40/50/3000	24 m	8428031147235	<b>CSU4515050</b>
Mesh tray 35x100 SS	40/100/3000	24 m	8428031035167	<b>4515110</b>
Mesh tray 35x150 SS	40/150/3000	12 m	8428031035174	<b>4515115</b>
Mesh tray 35x200 SS	40/200/3000	12 m	8428031035181	<b>4515120</b>
Mesh tray 35x300 SS	40/300/3000	12 m	8428031035198	<b>4515130</b>
Mesh tray 60x60 SS	65/60/3000	24 m	8428031035204	<b>4515206</b>
Mesh tray 70x100 SS	75/100/3000	12 m	8428031035211	<b>4515210</b>
Mesh tray 70x150 SS	75/150/3000	12 m	8428031035228	<b>4515215</b>
Mesh tray 70x200 SS	75/200/3000	6 m	8428031035235	<b>4515220</b>
Mesh tray 70x300 SS	75/300/3000	6 m	8428031035242	<b>4515230</b>
Mesh tray 70x400 SS	75/400/3000	6 m	8428031035259	<b>4515240</b>
Mesh tray 70x500 SS	75/500/3000	6 m	8428031035273	<b>4515250</b>
Mesh tray 70x600 SS	75/600/3000	6 m	8428031035280	<b>4515260</b>
Mesh tray 105x200 SS	110/200/3000	6 m	8428031035297	<b>4515320</b>
Mesh tray 105x300 SS	110/300/3000	6 m	8428031035303	<b>4515330</b>
Mesh tray 105x400 SS	110/400/3000	6 m	8428031035310	<b>4515340</b>
Mesh tray 105x500 SS	110/500/3000	6 m	8428031035334	<b>4515350</b>
Mesh tray 105x600 SS	110/600/3000	6 m	8428031035341	<b>4515360</b>

## Dividers


P112510



<b>Bolted Dividers</b>				
Cable-tray divider, length 2 m, for mesh trays. Fixed to the mesh tray by bolted fixings (4565120). With perforated base. Material: Stainless steel.				
Cable-tray divider 35 SS	27/16/3000	24 m	8428031039608	<b>4575510</b>
Cable-tray divider 70 SS	57/16/3000	24 m	8428031039615	<b>4575520</b>
Cable-tray divider 105 SS	76/16/3000	24 m	8428031039622	<b>4575530</b>


## Covers

P112511



<b>Covers for mesh trays, stainless steel</b>				
Mesh tray cover, length 2 m. Fix to mesh tray by bending the pre-formed fixation lips on all 4 corners. Material: Stainless steel.				
Mesh tray cover 60 SS	20/60/2000	8 m	8428031037581	<b>4545106</b>
Mesh tray cover 100 SS	20/100/2000	4 m	8428031037604	<b>4545110</b>
Mesh tray cover 150 SS	20/150/2000	4 m	8428031037611	<b>4545115</b>
Mesh tray cover 200 SS	20/200/2000	4 m	8428031037628	<b>4545120</b>
Mesh tray cover 300 SS	20/300/2000	4 m	8428031037635	<b>4545130</b>
Mesh tray cover 400 SS	20/400/2000	4 m	8428031050207	<b>4545140</b>
Mesh tray cover 500 SS	20/500/2000	4 m	8428031043810	<b>4545150</b>
Mesh tray cover 600 SS	20/600/2000	4 m	8428031037659	<b>4545160</b>


## Couplers

Type	Dimensions A/B/C (mm)		Qty per package	EAN code	Ref. No.
<b>Couplers with bolt</b>					
Bolted coupler for straight elements on both sides of the mesh tray and as central coupler when required. Also used to form accessories from straight elements. Kit including upper and lower coupler, bolt and nut. Material: Stainless steel.					
Coupler SS	27/23.5/27		50	8428031039165	<b>4565110</b>
<b>Side-bolted coupler for the coupling of straight elements. 70+105 also suitable for 60x60 mm mesh tray. Including plate, nut and bolt.</b>					
Material: Stainless steel.					
Side coupler 35 SS	32/—/80		25	8428031039189	<b>4565200</b>
Side coupler 70+105 SS	46/—/80		25	8428031039196	<b>4565205</b>
<b>Joint</b>					
Extendable joint for coupling of elements with a distance between them of up to 300 mm. Each unit is supplied with two bolted couplers. Material: Stainless steel.					
Extendable joint SS	1/17/300		10	8428031039202	<b>4565150</b>

## Wall support

<b>Horizontal brackets, stainless steel</b>					
Horizontal bracket for wall-mounted horizontal installations. From 100 to 600 mm width. Mesh tray to be fixed to the bracket by bolted fixings (4565120). Material: Stainless steel.					
Horizontal bracket 100 SS	82/42/144		10	8428031038564	<b>4555110</b>
Horizontal bracket 150 SS	82/42/194		10	8428031038571	<b>4555115</b>
Horizontal bracket 200 SS	82/42/244		10	8428031038588	<b>4555120</b>
Horizontal bracket 300 SS	82/42/344		10	8428031038601	<b>4555130</b>
Horizontal bracket 400 SS	130/42/444		5	8428031038618	<b>4555140</b>
Horizontal bracket 500 SS	130/42/544		5	8428031038632	<b>4555150</b>
Horizontal bracket 600 SS	130/42/644		5	8428031038649	<b>4555160</b>
<b>Vertically mounted brackets, stainless steel</b>					
Bracket for vertical wall-mounted installations. Mesh tray to be fixed to bracket using bolted fixings (4565120). From 100 to 600 mm width. Material: Stainless steel.					
Vertical/suspended/floor bracket 100 SS	38/50/185		10	8428031038748	<b>4555310</b>
Vertical/suspended/floor bracket 150 SS	38/50/235		10	8428031038755	<b>4555315</b>
Vertical/suspended/floor bracket 200 SS	38/50/285		10	8428031038762	<b>4555320</b>
Vertical/suspended/floor bracket 300 SS	38/50/385		10	8428031038786	<b>4555330</b>
Vertical/suspended/floor bracket 400 SS	38/50/485		5	8428031038793	<b>4555340</b>
Vertical/suspended/floor bracket 500 SS	38/50/585		5	8428031038816	<b>4555350</b>
Vertical/suspended/floor bracket 600 SS	38/50/685		5	8428031038823	<b>4555360</b>
<b>Wall-mounted bracket for 60x60</b>					
Clip-on bracket to be used as horizontal wall bracket for 60x60 mm mesh trays. Material: Stainless steel.					
Support for box + bracket SS	20/72/92		10	8428031039523	<b>4575120</b>
<b>U-profiles</b>					
U-profile. Fixed to the wall for wall-mounted installations. To be used with pendant brackets. Material: Stainless steel.					
U-profile SS	30/55/1000		4 m	8428031038854	<b>4555420</b>

## Wall support

Type	Dimensions A/B/C (mm)		Qty per package	EAN code	Ref. No.
<b>Pendant brackets, stainless steel</b>					
Pendant bracket from 100 to 600 mm width. To be used in combination with U-profile (4555420) for wall-mounted installations. Four bolts (4575110) are required to fix the bracket to the U-profile. Mesh tray fixed to the bracket by bolted fixings (4565120). Material: Stainless steel.					
Pendant bracket 100 SS	87/50/160		10	8428031050580	<b>4555910</b>
Pendant bracket 150 SS	87/50/210		10	8428031037246	<b>4555915</b>
Pendant bracket 200 SS	87/50/260		10	8428031026813	<b>4555920</b>
Pendant bracket 300 SS	94/50/360		10	8428031026875	<b>4555930</b>
Pendant bracket 400 SS	100/50/460		4	8428031026882	<b>4555940</b>
Pendant bracket 500 SS	110/50/560		4	8428031026707	<b>4555950</b>
Pendant bracket 600 SS	110/50/660		4	8428031026714	<b>4555960</b>
<b>OEM bracket</b>					
Support to be used direct on the mesh trays fixed in the bottom of the models 35x100/150/200/300 and 70x100/150. It can also be fixed to the side of the models 70x100/150. Material: Stainless steel.					
OEM bracket SS	65/20/60		10	3606480454356	<b>CSU457525</b>

## Ceiling support

<b>Suspended brackets, stainless steel</b>					
Suspension bracket for ceiling-suspended installations with threaded rods. From 100 to 600 mm width. Mesh tray fixed to the bracket by bolted fixings (4565120). Material: Stainless steel.					
Vertical/suspended/floor bracket 100 SS	38/50/185		10	8428031038748	<b>4555310</b>
Vertical/suspended/floor bracket 150 SS	38/50/235		10	8428031038755	<b>4555315</b>
Vertical/suspended/floor bracket 200 SS	38/50/285		10	8428031038762	<b>4555320</b>
Vertical/suspended/floor bracket 300 SS	38/50/385		10	8428031038786	<b>4555330</b>
Vertical/suspended/floor bracket 400 SS	38/50/485		5	8428031038793	<b>4555340</b>
Vertical/suspended/floor bracket 500 SS	38/50/585		5	8428031038816	<b>4555350</b>
Vertical/suspended/floor bracket 600 SS	38/50/685		5	8428031038823	<b>4555360</b>
<b>Suspension supports</b>					
Central suspension support for ceiling-suspended installations with threaded rods. Hole Ø 8.5 mm. Recommended for mesh trays up to 300 mm width. Not suitable for 60x60, 35x150 and 70x150 mm mesh trays. Material: Stainless steel.					
Central suspension support SS	4/40/60		30	8428031038861	<b>4555430</b>
<b>Fast-fix hanger</b>					
Fast-fix hanger for 35 mm high mesh trays. For ceiling-suspended installations with threaded rods. Direct clip-in on one side of the mesh tray. No tools required, screw-less. Material: Spring steel, lamellar zinc.					
Fast-fix hanger 35 LZ	37/29/54		20	8438031141058	<b>4532400</b>
<b>Side suspension brackets</b>					
Clip-on bracket to be used for ceiling-suspended installations of 60, 70 and 105 mm high mesh trays with threaded rods. Material: Stainless steel.					
Support for box + bracket SS	20/72/92		10	8428031039523	<b>4575120</b>
Support for box + bracket, double, SS	20/100/182		5	8428031065997	<b>4575130</b>
<b>C-shape supports</b>					
C-shape support for ceiling-suspended installation. To be used together with threaded rods. Material: Stainless steel.					
C-shape support SS	70/39/36		10	8428031038878	<b>4555440</b>
<b>L-shape supports</b>					
L-shape support for suspended installations with threaded rods. Material: Stainless steel.					
L-shape support SS	104/39/36		10	8428031038885	<b>4555450</b>

## Ceiling support

Type	Dimensions A/B/C (mm)	Qty per package	EAN code	Ref. No.
<b>Threaded rods</b>				
Threaded rod for ceiling-suspended installations, used with suspension support and brackets. Supplied with nuts and washers. Material: Stainless steel.				
Threaded rod M8x0.5m SS	M8/500	10	8428031038908	<b>4555470</b>
Threaded rod M8x1m SS	M8/1000	10	8428031038915	<b>4555480</b>
<b>Swivel pendant supports</b>				
Swivel pendant support for ceiling-suspended installations with a U-profile and pendant brackets. Four bolts are required for fixing of the U-profile. Material: Stainless steel.				
Swivel pendant support SS	116/150/60	4	8428031038847	<b>4555410</b>
<b>U-profiles</b>				
U-profile. For ceiling-suspended installations with swivel support and pendant brackets. Material: Stainless steel.				
U-profile SS	30/55/1000	4 m	8428031038854	<b>4555420</b>
<b>Pendant brackets, stainless steel</b>				
Pendant bracket from 100 to 600 mm width. To be used in combination with U-profile (4555420) and swivel pendant support (4555410) for ceiling-suspended installations. Four bolts (4575110) are required to fix the bracket to the U-profile. Mesh tray fixed to the bracket by bolted fixings (4565120). Material: Stainless steel.				
Pendant bracket 100 SS	87/50/160	10	8428031050580	<b>4555910</b>
Pendant bracket 150 SS	87/50/210	10	8428031037246	<b>4555915</b>
Pendant bracket 200 SS	87/50/260	10	8428031026813	<b>4555920</b>
Pendant bracket 300 SS	94/50/360	10	8428031026875	<b>4555930</b>
Pendant bracket 400 SS	100/50/460	4	8428031026882	<b>4555940</b>
Pendant bracket 500 SS	110/50/560	4	8428031026707	<b>4555950</b>
Pendant bracket 600 SS	110/50/660	4	8428031026714	<b>4555960</b>


## Floor support

<b>Floor-mounted brackets, stainless steel</b>				
Bracket for floor-mounted installations in raised floors. The bracket is used as a raiser. Mesh tray fixed to the bracket by bolted fixings (4565120). Material: Stainless steel.				
Vertical/suspended/floor bracket 100 SS	38/50/185	10	8428031038748	<b>4555310</b>
Vertical/suspended/floor bracket 150 SS	38/50/235	10	8428031038755	<b>4555315</b>
Vertical/suspended/floor bracket 200 SS	38/50/285	10	8428031038762	<b>4555320</b>
Vertical/suspended/floor bracket 300 SS	38/50/385	10	8428031038786	<b>4555330</b>
Vertical/suspended/floor bracket 400 SS	38/50/485	5	8428031038793	<b>4555340</b>
Vertical/suspended/floor bracket 500 SS	38/50/585	5	8428031038816	<b>4555350</b>
Vertical/suspended/floor bracket 600 SS	38/50/685	5	8428031038823	<b>4555360</b>

## Fixing accessories

<b>Locking clip</b>				
Locking clip for fast-fixing of the transversal wires of a mesh tray, once it has been cut to form flat bends. Material: Spring steel, lamellar zinc.				
Locking clip for flat bend LZ	6/18/21	50	8438031143977	<b>4532900</b>
<b>Profile fast-fixings</b>				
Fast-fixing intended to fix mesh trays to profiles 21x41 and 41x41. Specific design for 60x60 mm mesh tray. Direct clip-in. No tools required, screw-less. Suitable only for horizontal installations. Material: Spring steel, lamellar zinc.				
Profile fast-fixing LZ	29/51/19	50	8438031141034	<b>4532300</b>
Profile fast-fixing 6060 LZ	54/68/34	25	8438031140808	<b>4532100</b>

## Fixing accessories

Type	Dimensions A/B/C (mm)		Qty per package	EAN code	Ref. No.
<b>Fixings</b>					
Fixing device for fixing of the mesh trays to brackets. Material: Stainless steel.					
Fixing SS	23.5/23.5		50	8428031039172	<b>4565120</b>
<b>Bolts</b>					
Bolt for the fixing of swivel supports and pendant brackets to U-profile, as well as fast-fix suspended brackets back to back, if required. Material: Steel, stainless or lamellar zinc.					
Bolt M6x12 SS	23.5/13.5		50	8428031082529	<b>4725912</b>
Bolt M6x20 SS	23.5/13.5		50	8428031039516	<b>4575110</b>
Bolt M8x20 SS	23.5/13.5		50	8428031034221	<b>4326605</b>
Pin-bolt for fast-fixing of pendant bracket to U-profile and of U-profile to swivel support. Material: Stainless steel.					
Pin-bolt M6x70 SS	M6/70		10	8428031110147	<b>4575115</b>
<b>Supports for derivation box</b>					
Clip-on bracket to be used for fixing of a derivation box in 60, 70 and 105 mm high mesh trays. Material: Stainless steel.					
Support for box + bracket SS	20/72/92		10	8428031039523	<b>4575120</b>
Support for box + bracket, double, SS	20/100/182		5	8428031065997	<b>4575130</b>

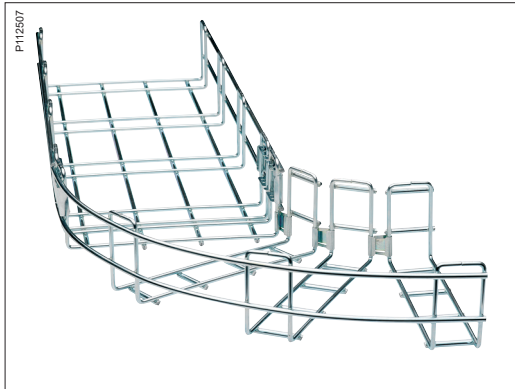
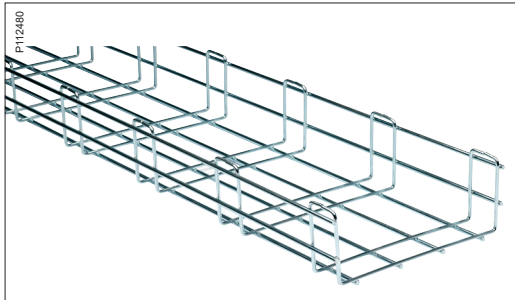
## Other accessories

<b>Cable drop-out</b>					
Cable drop-out to be directly clipped-in on all sizes of mesh tray except 60x60 mm. Fixed by folding a flap at the bottom with a screw-driver. Screw-less. Material: Steel, lamellar zinc.					
Cable drop-out LZ	50/40/110		10	8438031141072	<b>4532700</b>
<b>Earthing clamp</b>					
Earthing clamp for earthing of the installation to comply with safety requirements. Fixed to the wires on the side of the mesh trays. Admits cables from 16 to 70 mm <sup>2</sup> . Material: Brass, electrolytical nickel coating.					
Earthing clamp EZ	85/107/24		10	8428031039400	<b>4571310</b>
<b>End plugs</b>					
End plug to be mounted on U-profiles. Intended to provide protection against personal injuries and make the ends of the profiles more conspicuous. Material: PP/TPE, orange.					
End plug for one U-profile	20/40/60		20	3606480457579	<b>CSU4551421</b>
End plug for two U-profiles mounted back-to-back	27/75/60		20	3606480457586	<b>CSU4551422</b>
<b>Marking</b>					
ID-label, blank, suitable for all cable trays. Can be placed on the side or at the bottom of the tray for identification. Material: PC/ABS. Colour: White.					
ID-label	30/100		25	8428031073558	<b>4551485</b>
<b>Cutting tool</b>					
Bolt cropper for cutting and forming of accessories from straight elements. Suitable for all sizes and finishes.					
Bolt cropper	130/470		1	8428031043759	<b>4580110</b>



# Technical description

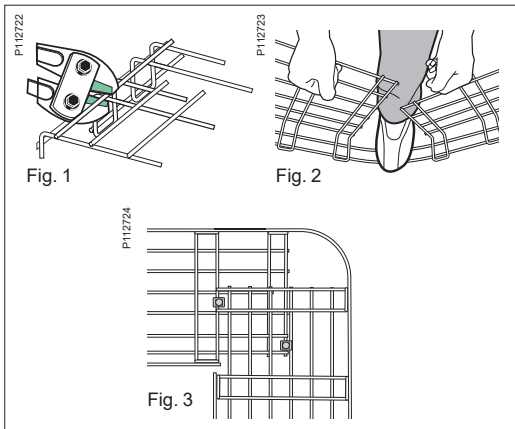
## Design and dimensions



### Technical and material data

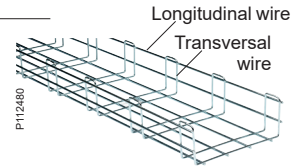
Steel wire	Specification:	C4D: EN 16120-2 C7D: EN 16120-2 AISI 304 (Stainless steel): EN 10088-3
	Density:	7.85 kg/m <sup>3</sup>
	Surface treatment	• Electro-zinc (>8 µm): ISO 2081 • Performa Zinc+™ (>15 µm ZnAl): E10244/2 • Hot-dip galvanised (>70 µm): ENISO 1461 • Electro-polished (Stainless steel)
Steel sheet	Specification:	Dx51D+Z275 MA-C EN 10346 Dx51D+ZM175 MA-C EN 10346
	Density:	7.85 kg/m <sup>3</sup>
	Surface treatment	• Electro-zinc (>8 µm): EN 12329-1 • Performa Zinc+™ (>14 µm ZnAlMg): EN10346 • Hot-dip galvanised (>70 µm): EN ISO 1461
Resistance to impact	IK-10 (EN 50102)	
Temperature range	From -40°C to +120°C	
Fire resistance:	E90 classified (DIN 4102-12), relevant products marked in an orange tone in the range tables	
Standards:	The products comply with the standards: • IEC 61537 – Loading and deflection – Electrical Continuity across couplers – System with electrical continuity • IEC 60068-2-75 (resistance to impact) • EN ISO 9227 (Salt Spray test)	

### Forming of accessories



### Detailed dimensions

Mesh tray size		Longitudinal wire Ø mm	Transversal wire Ø mm
Height x width mm	Length mm		
35x50	3000	3.9	3.9
35x100	3000	3.9	3.9
35x150	3000	3.9	3.9
35x200	3000	3.9	3.9
35x300	3000	4.4	3.9
60x60	3000	3.9	3.9
70x100	3000	3.9	3.9
70x150	3000	3.9	3.9
70x200	3000	3.9	3.9
70x300(*)	3000	4.9	3.9
70x400(*)	3000	4.9	3.9
70x500(*)	3000	4.9	3.9
70x600(*)	3000	4.9	3.9
105x200(*)	3000	4.9	3.9
105x300(*)	3000	4.9	3.9
105x400(*)	3000	4.9	3.9
105x500(*)	3000	4.9	3.9
105x600(*)	3000	4.9	3.9



(\*) The longitudinal wire Ø for the stainless steel range is 4.4 mm.

### Cable capacity\*

Mesh tray size	Height mm	Width mm	Cross section mm <sup>2</sup>
35x50	35	50	1 238
35x100	35	100	2 688
35x150	35	150	4 288
35x200	35	200	5 888
35x300	35	300	9 088
60x60	60	60	2 666
70x100	70	100	5 268
70x150	70	150	9 112
70x200	70	200	12 328
70x300	70	300	19 028
70x400	70	400	25 728
70x500	70	500	32 428
70x600	70	600	39 128
105x200	105	200	18 768
105x300	105	300	28 968
105x400	105	400	39 168
105x500	105	500	49 368
105x600	105	600	59 568

\* Unless it is stated in the country's regulations, we suggest the following orientative values to determine the cable tray to install:

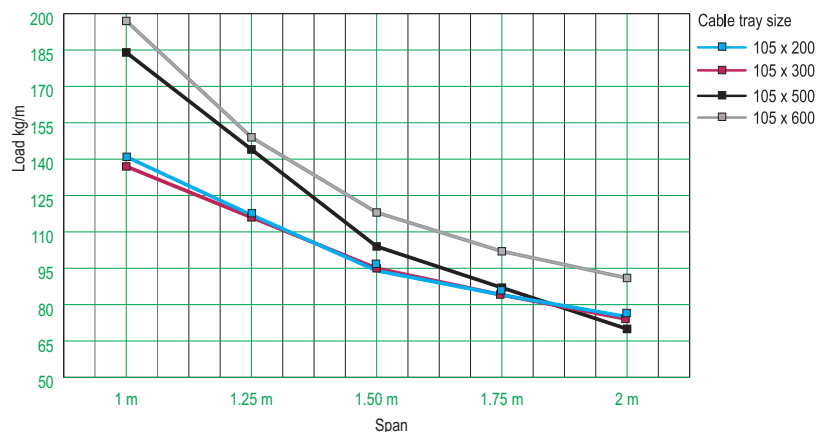
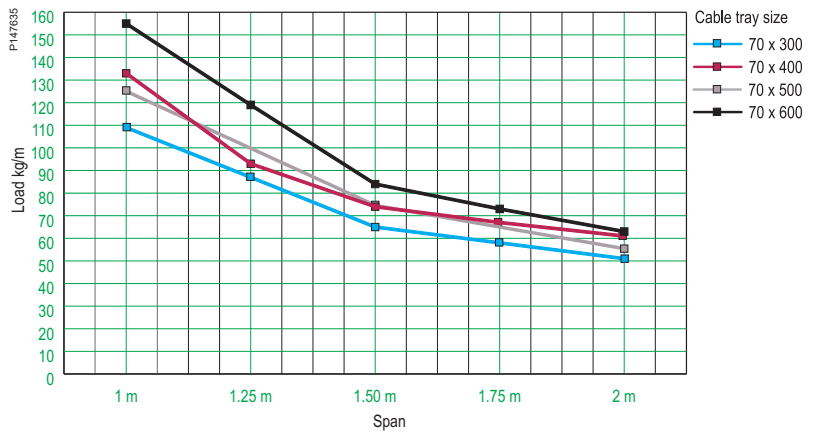
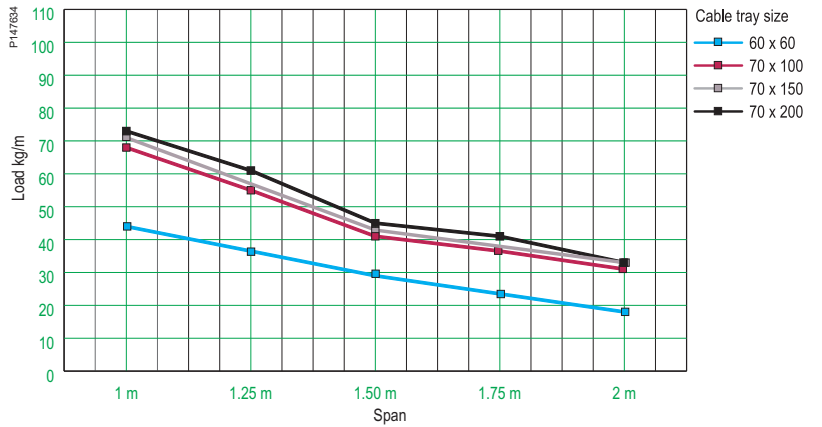
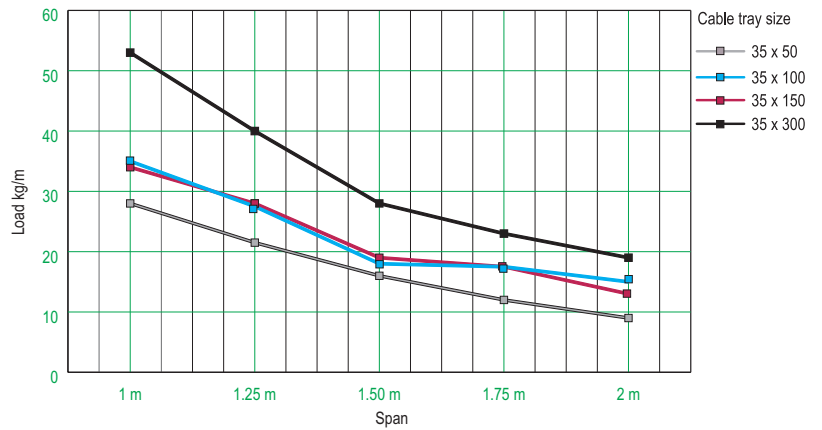
- Fill factor value to apply to the cross-sectional area of the cables: 80% for power cables, 40% for data cables.
- Enlargement factor: 30%.

Cable fill must not exceed the depth of the side rail of the cable tray. In case of doubt, please contact Schneider Electric.

### Safe working-load

The safe working-load is calculated according to the standard IEC 61537. See diagrams below.

- The load is uniformly distributed along the mesh trays
- The kind and number of couplers used are the ones detailed in the chart "Recommended couplers"
- The maximum distance between couplers and brackets is 1/5 of the span between brackets
- The safety working-load value is given when:
  - the longitudinal deflection is  $\leq 1\%$  of the span between brackets
  - the transversal deflection is  $\leq 5\%$  of the width of the mesh tray



# Technical description





## Admissible working-load on brackets

### Admissible working-load on brackets





The admissible working-load is calculated according to the standard IEC 61537. See diagrams below.


- The load is uniformly distributed along the bracket
- The safety working-load value is given when the deflection is  $\leq 5\%$  of the width of the bracket.

#### Horizontal wall solutions

	Ref. No.	Load kg*		Ref. No.	Load kg*
Horizontal bracket 	45xx110	324	Fast-fix horizontal bracket 	45xx110	324
	45xx115	306		45xx111	306
	45xx120	273		45xx112	273
	45xx130	214		45xx113	214
	45xx140	191		45xx114	191
	45xx150	178		45xx115	178
	45xx160	154		45xx116	154
Horizontal bracket set 	45xx210	418	Horizontal bracket Omega 	45xx310	198
	45xx215	428		45xx315	121
	45xx220	345		45xx320	100
	45xx230	331		45xx330	78
	45xx240	315			
	45xx250	250			
	45xx260	190			

#### Ceiling-suspended solutions

	Ref. No.	Load kg*		Ref. No.	Load kg*
Suspended bracket 	45xx310	51	Reinforced susp. bracket 	45xx620	505
	45xx315	52		45xx630	481
	45xx320	59		45xx640	515
	45xx330	62		45xx650	442
	45xx340	56		45xx660	460
	45xx350	42			
	45xx360	35			
Ceiling bracket Omega 	45xx410	264	Swivel support + U-profile + Pendant bracket 	45xx410 +	90
	45xx415	154		45xx420 +	
	45xx420	107		45xx910	
	45xx430	85		45xx410 +	85
		45xx420 +			
		45xx915			
		45xx410 +		80	
		45xx420 +			
		45xx920			
		45xx410 +		70	
		45xx420 +			
		45xx930			
		45xx410 +	60		
		45xx420 +			
		45xx940			
		45xx410 +	50		
		45xx420 +			
		45xx950			
		45xx410 +	40		
		45xx420 +			
		45xx960			

	Ref. No.	Load kg*	Load kg* double <sup>1)</sup>
Fast-fix suspended bracket 	45xx510	127	–
	45xx520	138	–
	45xx530	98	–
	45xx540	70	250
	45xx550	60	230
	45xx560	49	170
	45xx570	–	140
	45xx580	–	140 <sup>2)</sup>
	45xx590	–	140 <sup>2)</sup>

<sup>1)</sup> Two brackets back-to-back, fixed together with bolts.

<sup>2)</sup> Per metre, with a maximum distance between two threaded rods of 950 mm. The threaded rods must be placed all along the bracket.


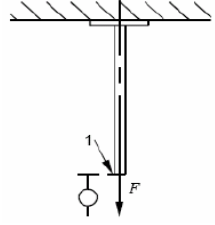



\* These values refer to all the surface treatments available for each bracket.

# Technical description





## Resistance to traction

## Recommended couplers and fixings


### Resistance to traction


		Resistance to traction (kg)	
	1 U-profile + 1 pendant bracket	1000	 <p>According to the standard IEC 61537 1: Measuring point for the deformation F: Strength</p>
	1 L-shape support	362	
	1 C-shape support	400	
	1 Treaded rod M6-M8	100	

### Recommended couplers

Mesh tray size	Options for side-coupling (the quantity equals the sum of both sides)			Couplers used as central couplers
	Side couplers	Couplers	Fast couplers	
				
35x50				Not required
35x100				Not required
35x150	2	2	2	1
35x200				1
35x300				2
60x60	2	2	2	Not required
70x100				Not required
70x150	2	2	2	1
70x200				1
70x300				2
70x400	2	4	2	2
70x500				3
70x600				3
105x200				1
105x300				2
105x400	2	4	4	2
105x500				3
105x600				3

### Recommended fixings for brackets

Width of mesh tray mm	No. of fixings for all kinds of brackets	
50	Not required	
60	1	 <p>Profile fast-fixings, fixings</p>
100	1	
150	2	
200	2	
300	3	
400	4	
500	4	
600	4	



**IBMB MPA**  
INSTITUT FÜR BAUFORSCHUNG  
UND BRANDSCHUTZ

**Allgemeines bauaufsichtliches Prüfzeugnis**

Prüfzeugnis Nummer: P-3537/421/09-MPA BS


**Gegenstand:** Kabelanlage mit integriertem Funktionserhalt der Funktionserhaltsklasse „E30“ bzw. „E90“ nach DIN 4102-12: 1998-11

**Antragsteller:** SCHNEIDER ELECTRIC VALENCIA  
Avda. de los Trabajadores, 30  
46026 Valencia (España)

**Ausstellungsdatum:** 05. Oktober 2009

**Geltungsdauer bis:** 05. Oktober 2014

Aufgrund dieses allgemeinen bauaufsichtlichen Prüfzeugnisses ist der obengenannte Gegenstand im Sinne der Landesbauordnung des jeweiligen Bundeslandes anwendbar.  
Dieses allgemeine bauaufsichtliche Prüfzeugnis umfasst 14 Seiten und 19 Anlagen.



Dieses allgemeine bauaufsichtliche Prüfzeugnis darf nur vollständig und unverändert weitervertrieben werden. Auszüge oder Fälschungen bedürfen der schriftlichen Genehmigung der MPA Braunschweig. Dokumente ohne Literatur- und Standortangaben haben keine Gültigkeit. Jede Seite dieses allgemeinen bauaufsichtlichen Prüfzeugnisses ist mit dem Logo der MPA Braunschweig versehen.

<small>Markenführerschaft (MPA) für das Bauwesen Bismarckstraße 12 D-38108 Braunschweig</small>	<small>Fon +49 (0)531-391-5400 Fax +49 (0)531-391-5900 info@mpa-to-ber.de www.mpa-to-ber.de</small>	<small>Horizontale LB Hannover 100 020 000, B.Z. 200 000 00 Zentrale MPA/IEC 20 100-00-Nr. DE 113000004 Telefon: +49 (0)531-32200 IBAN: DE25250200000000000000</small>	<small>Notfall-Body (0791-0702) Die MPA Braunschweig ist für Prüfung, Überwachung, Inspektion und Zertifizierung bauaufsichtlich anerkannt und zertifiziert. Die MPA Braunschweig ist als Prüf- und Akkreditierungsstellen nach ISO/IEC 17025 und als Inspektionsstelle nach ISO/IEC 17020 akkreditiert.</small>
---	---	--	--

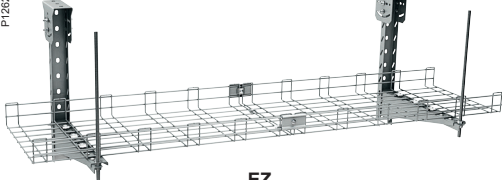
**Test conditions**

- E30 and E90 according to DIN 4102-12
- IBMB test institute
- Dätwyler Pyrofil KERAM cables
- Load 10 kg/m
- Support distance 1.2 m


### Fire-test installation - Ceiling

#### E30 and E90 according to DIN 4102-12

**Swivel pendants, U-profiles, pendant brackets, 100-400 mm**



P126292




P126290


**EZ**

Mesh tray 70x200	4511220F
Mesh tray 70x300	4511230
Mesh tray 70x400	4511240
Coupler	4561110
Side coupler 70+105	4561205
Swivel pendant support	4551410
U-profile	4551420
Pendant bracket 100	4551910
Pendant bracket 150	4551915
Pendant bracket 200	4551920
Pendant bracket 300	4551930
Pendant bracket 400	4551940
Threaded rod M10x1 m	CSU08050000
Support extension M10	4551992
Fixing	4561120
Bolt M6x20	4571110

**Swivel pendants, U-profiles, horizontal brackets, 100-400 mm**



P140160

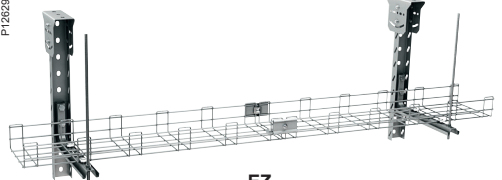


P140159

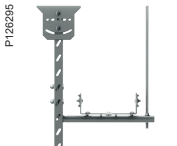
**EZ**

Mesh tray 70x200	4511220F
Mesh tray 70x300	4511230
Mesh tray 70x400	4511240
Coupler	4561110
Side coupler 70+105	4561205
Swivel pendant support	4551410
U-profile	4551420
Horizontal bracket 100	4551110
Horizontal bracket 150	4551115
Horizontal bracket 200	4551120
Horizontal bracket 300	4551130
Horizontal bracket 400	4551140
Threaded rod M10x1 m	CSU08050000
Support extension M10	4551992
Fixing	4561120
Bolt M6x20	4571110

**Swivel pendants, U-profiles, horizontal brackets Ω, 100-200 mm**



P126284




P126285

**EZ**

Mesh tray 70x200	4511220F
Coupler	4561110
Side coupler 70+105	4561205
Swivel pendant support	4551410
U-profile	4551420
Horizontal bracket Ω 200	4550320
Horizontal bracket Ω 300	4550330
Threaded rod M8x0.5 m	4551470
Fixing	4561120
Bolt M6x20	4571110





**IBMB MPA**  
TU BRAUNSCHWEIG  
Institut für Bauwerke,  
Maßstabmodellbau  
für die Bauwerke,  
Maßstabmodellbau  
für die Bauwerke,  
Maßstabmodellbau  
für die Bauwerke

**Allgemeines bauaufsichtliches Prüfzeugnis**

**Prüfzeugnis Nummer:** P-3537/421/09-MPA BS


**Gegenstand:** Kabelanlage mit integriertem Funktionserhalt der Funktionserhaltsklasse „E30“ bzw. „E90“ nach DIN 4102-12: 1998-11

**Antragsteller:** SCHNEIDER ELECTRIC VALENCIA  
Avda. de los Trabajadores, 30  
46026 Valencia (España)

**Ausstellungsdatum:** 05. Oktober 2009

**Geltungsdauer bis:** 05. Oktober 2014

Aufgrund dieses allgemeinen bauaufsichtlichen Prüfzeugnisses ist der obengenannte Gegenstand im Sinne der Landesbauordnung des jeweiligen Bundeslandes anwendbar.  
Dieses allgemeine bauaufsichtliche Prüfzeugnis umfasst 14 Seiten und 19 Anlagen.



Dieses allgemeine bauaufsichtliche Prüfzeugnis darf nur vollständig und unverändert weitervertrieben werden. Auszüge oder Kürzungen bedürfen der schriftlichen Genehmigung der MPA Braunschweig. Dokumente ohne Unterschrift und Datum haben keine Gültigkeit. Jede Seite dieses allgemeinen bauaufsichtlichen Prüfzeugnisses ist mit dem Dienstlogo der MPA Braunschweig versehen.

Maßstabmodellbau (MPA) für das Bauwesen  
Bismarckstraße 52  
D-38108 Braunschweig  
Fax: +49 (0)531-261-5400  
Fon: +49 (0)531-261-5500  
mailto:mpa@mpa.de  
www.mpa-tu-bs.de

Normbauwerke I&II Hannover  
100 000 REC 216 200 00  
Zust.-Code: 102/REC 21  
USt.-ID-Nr.: DE 183305054  
Steuernr.: 143/172269  
IBAN: DE3325050500100020050

Prüfamt body (IFA)-GFD  
Das IFA Braunschweig ist für Prüfung, Überwachung, Inspektion und Zertifizierung bauaufsichtlich anerkannt und zertifiziert. Die MPA Braunschweig ist als Prüf- und Maßstabmodellbau nach ISO/IEC 17025 und als Inspektionsstelle nach ISO/IEC 17020 akkreditiert.


### Test conditions

- E30 and E90 according to DIN 4102-12
- IBMB test institute
- Dätwyler Pyrofil KERAM cables
- Load 10 kg/m
- Support distance 1.2 m

## Fire-test installation - Wall

### E30 and E90 according to DIN 4102-12


#### Horizontal bracket sets, 100-400 mm



**EZ**

Mesh tray 70x200	4511220F
Mesh tray 70x300	4511230
Mesh tray 70x400	4511240
Coupler	4561110
Side coupler 70+105	4561205
Horizontal bracket set 100	4551210
Horizontal bracket set 150	4551215
Horizontal bracket set 200	4551220
Horizontal bracket set 300	4551230
Horizontal bracket set 400	4551240
Threaded rod M10x1 m	CSU08050000
Support extension M10	4551992
Fixing	4561120
Bolt M6x20	4571110


#### Horizontal brackets, 100-400 mm



**EZ**

Mesh tray 70x200	4511220F
Mesh tray 70x300	4511230
Mesh tray 70x400	4511240
Coupler	4561110
Side coupler 70+105	4561205
Horizontal bracket 100	4551110
Horizontal bracket 150	4551115
Horizontal bracket 200	4551120
Horizontal bracket 300	4551130
Horizontal bracket 400	4551140
Threaded rod M10x1 m	CSU08050000
Support extension M10	4551992
Fixing	4561120
Bolt M6x20	4571110

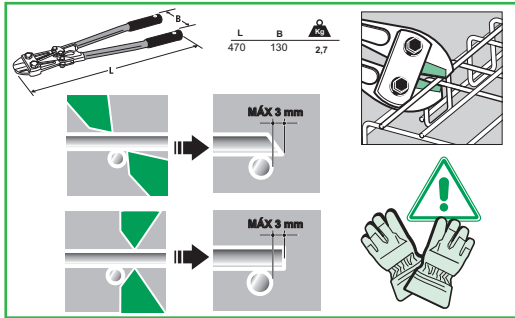
#### Horizontal brackets $\Omega$ , 100-200 mm



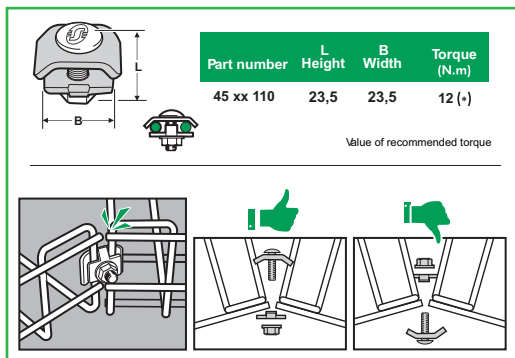
**EZ**

Mesh tray 70x200	4511220F
Coupler	4561110
Side coupler 70+105	4561205
Horizontal bracket $\Omega$ 200	4550320
Horizontal bracket $\Omega$ 300	4550330
Threaded rod M8x0.5 m	4551470
Fixing	4561120
Bolt M6x20	4571110

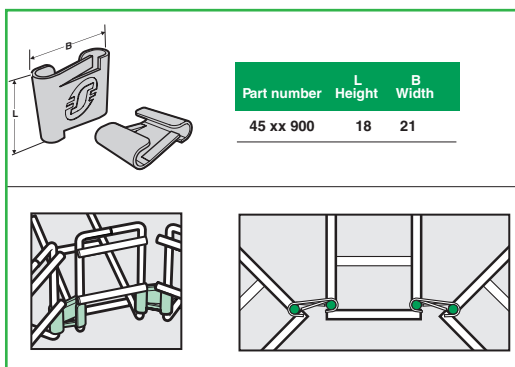
### How to cut the mesh trays



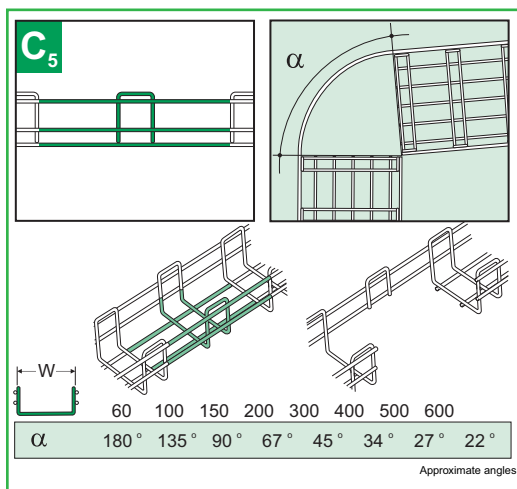
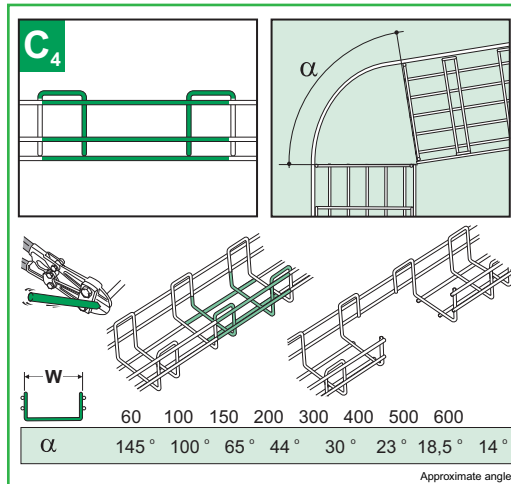
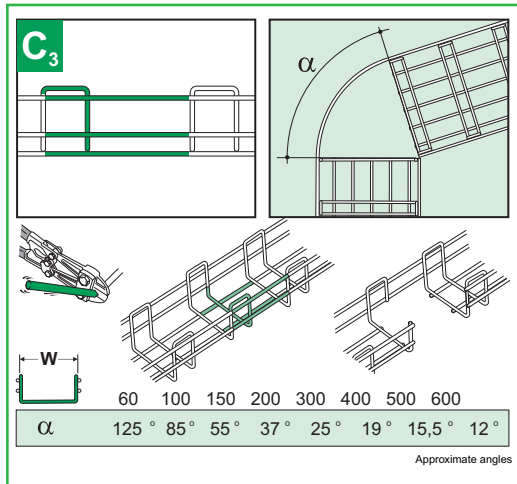
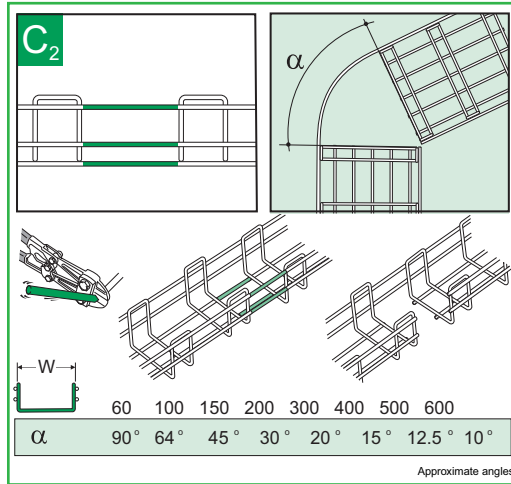
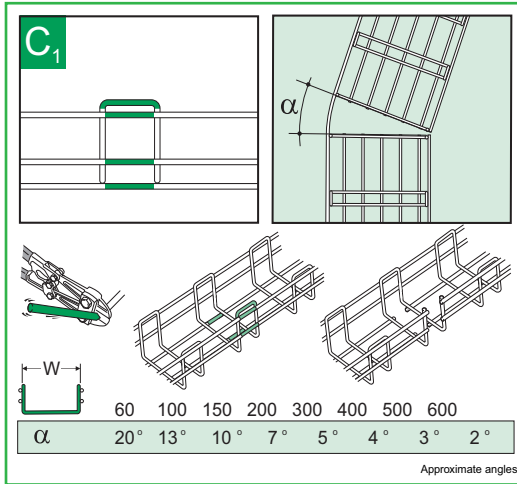
### Coupling of all elements



### Fast-fixing of large radius flat bends



### How to cut to obtain different kind of angles



### Practical application of the various cuts

How to obtain the same angle with different bending radii function of numbers of cuts.

Example

For a mesh tray width of  $W = 300$ , I wish to realize an angle of  $60^\circ$

OPTION 1: 3 cuts ( $20^\circ + 20^\circ + 20^\circ$ )

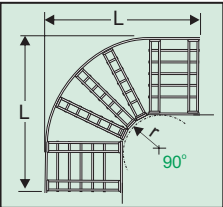
OPTION 2: 2 cuts ( $30^\circ + 30^\circ$ )

These examples can apply for any width of mesh trays

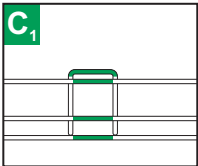
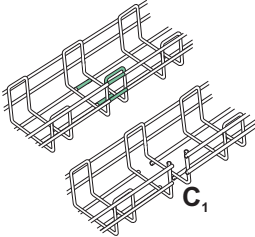
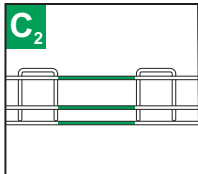
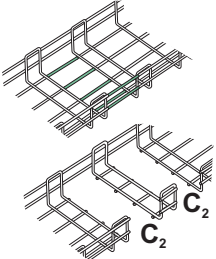
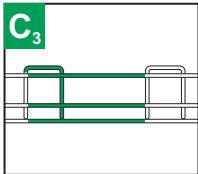
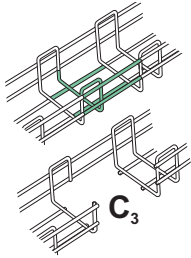
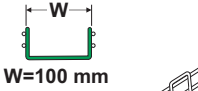
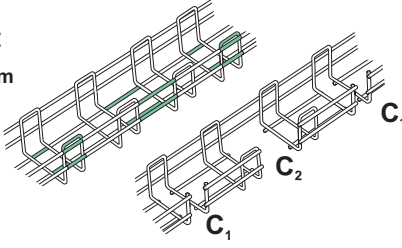
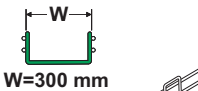
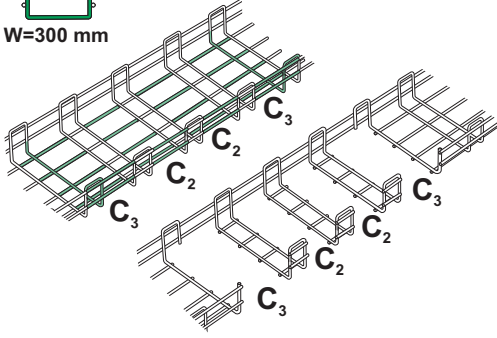


corte	W							
	60	100	150	200	300	400	500	600
C <sub>1</sub>	20°	13°	10°	7°	5°	4°	3°	2°
C <sub>2</sub>	90°	64°	45°	30°	20°	15°	12.5°	10°
C <sub>3</sub>	125°	85°	55°	37°	25°	19°	15.5°	12°
C <sub>4</sub>	145°	100°	65°	44°	30°	23°	18.5°	14°
C <sub>5</sub>	180°	135°	90°	67°	45°	34°	27°	22°

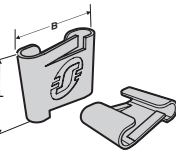
### Large Radius flat bends



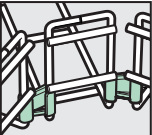
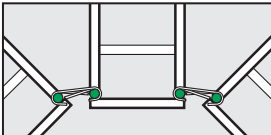
	60	100	150	200	300	400	500	600
C <sub>1</sub>	x4				x2			
C <sub>2</sub>		x1	x2	x3		x2	x6	x8
C <sub>3</sub>								x9
r	255	200	50	75	110	175	225	260
L	450	450	210	310	550	600	760	900
Necessary length	780	780	335	480	930	930	1225	1370

### Coupling of large radius bends



Part number	L Height	B Width
45 xx 900	18	21

### Right angle flat bends

**ALLOW MOUNTING LIDS**

W 60 100 150 200 300 400 500 600

$L = W \times 2$  (approx)

**ALLOW MOUNTING LIDS**

W 60 100 150 200 300 400 500 600

$L = W$  (approx)

- 1
- 2
- 3

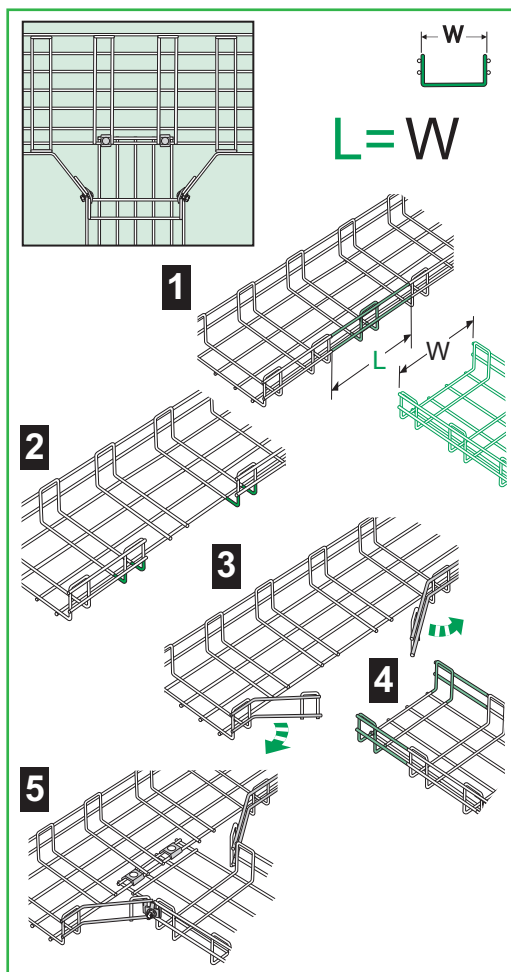
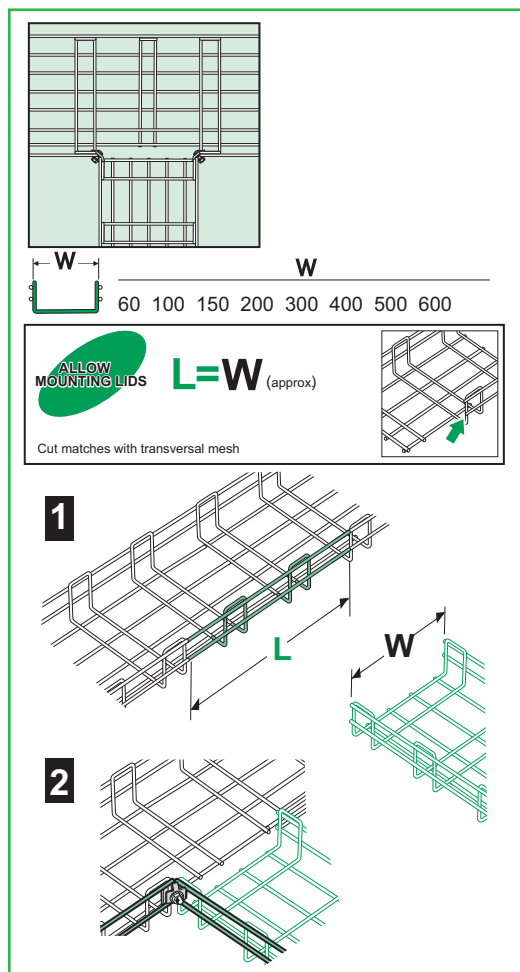
### Coupling of right angle flat bends

Part number	L Height	B Width	Torque (N.m)
45 xx 110	23,5	23,5	12 (+)

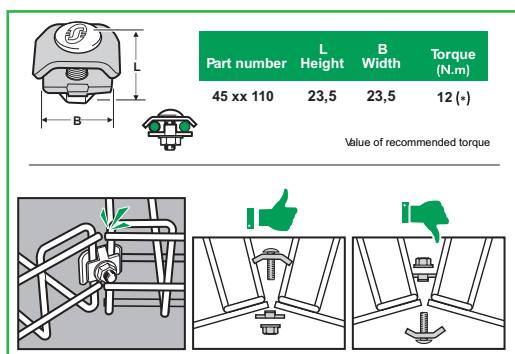
Value of recommended torque



### T junction (90° radius)



### Coupling of T junction (90° radius)



### Reducer

**ALLOW MOUNTING LIDS**

W

W

60 100 150 200 300 400 500 600

$L = W - W_1$  (approx)

1

2

3

W<sub>1</sub>

W

**ALLOW MOUNTING LIDS**

1

2

### Coupling of reducers

Part number	L Height	B Width	Torque (N.m)
45 xx 110	23,5	23,5	12 (+)

Value of recommended torque

1

2

3

### Raisers

**C<sub>n1</sub>**

**C<sub>n2</sub>**

**C<sub>n3</sub>**

**CONVEX**

**CONVEX**

**Radius according to flat**

**convex**

**90°**

**concave**

**90°**

h	convex				concave			
	r	r	r	r	r	r	r	r
35					25	125	220	300
60/70	65	185	315	450	0	90	180	250
105					-	50	150	250
<b>C<sub>n1</sub></b>	<b>x1</b>	<b>x2</b>	<b>x3</b>	<b>x4</b>	<b>x1</b>	<b>x2</b>	<b>x3</b>	<b>x4</b>

**Angles according to flat**

h	C <sub>n1</sub>		C <sub>n2</sub>	C <sub>n3</sub>
	convex	concave	concave	convex
35	de 0 a 180° From 0 to 180°	de 0 a 155° From 0 to 155°	45° 45°	45° 45°
60/70	de 0 a 180° From 0 to 180°	de 0 a 90° From 0 to 90°	25° 25°	25° 25°
105	de 0 a 180° From 0 to 180°	de 0 a 60° From 0 to 60°	15° 15°	15° 15°

### Coupling of raisers

Part number	L Height	B Width	Torque (N.m)
45 xx 110	23,5	23,5	12 (+)

Value of recommended torque

# Reference number overview

<b>7</b>		4532520	49	4551550	41	4571530	38	CSU4551095	41
713694	44, 51, 57	4532530	49	4551560	41	4572110	51, 57	CSU4551421	46, 52, 58, 63
<b>1</b>		4532540	49	4551620	42	4575110	51, 63	CSU4551422	46, 52, 58, 63
		4532550	49	4551630	42	4575115	51, 58, 63	CSU4552090	49
1506150	44	4532560	49	4551640	42	4575120	60, 61, 63	CSU4552095	49
1506155	44	4532570	49	4551650	42	4575130	50, 61, 63	CSU4558110	54
<b>4</b>		4532580	49	4551660	42	4575510	59	CSU4558111	54
		4532590	49	4551910	41, 43	4575520	59	CSU4558112	54
4326605	51, 63	4532700	52, 58, 63	4551915	41, 43	4575530	59	CSU4558113	54
4511110	38	4532800	47, 52, 53, 58	4551920	41, 43	4580110	46, 52, 58, 63	CSU4558310	54
4511115	38	4532900	51, 57, 62	4551930	41, 43	4580130	46	CSU4558315	54
4511120	38	4541106	39	4551940	41, 43	4721730	38	CSU4558320	54
4511130	38	4541110	39	4551950	41, 43	4721760	38	CSU4558330	54
4511206	38	4541115	39	4551960	41, 43	4721780	38	CSU4558410	56
4511210	38	4541120	39	4551992	43	4722730	47	CSU4558415	56
4511210F	38	4541130	39	4552110	48	4722760	47	CSU4558420	56
4511215	38	4541140	39	4552115	48	4722780	47	CSU4558430	56
4511215F	38	4541150	39	4552120	48	4725912	51, 63	CSU4558510	55
4511220	38	4541160	39	4552130	48			CSU4558515	55
4511220F	38	4542106	47	4552140	48			CSU4558520	55
4511230	38	4542110	47	4552150	48	CSU4511050	38	CSU4558530	55
4511240	38	4542115	47	4552160	48	CSU4512050	47	CSU4558540	55
4511250	38	4542120	47	4552310	48, 49, 51	CSU4515050	59	CSU4558550	55
4511260	38	4542130	47	4552315	48, 49, 51	CSU4518050	53	CSU4558560	55
4511320	38	4542140	47	4552320	48, 49, 51	CSU4518110	53	CSU4558620	56
4511330	38	4542150	47	4552330	48, 49, 51	CSU4518115	53	CSU4558630	56
4511340	38	4542160	47	4552340	48, 49, 51	CSU4518120	53	CSU4558640	56
4511350	38	4545106	59	4552350	48, 49, 51	CSU4518130	53	CSU4558650	56
4511360	38	4545110	59	4552360	48, 49, 51	CSU4518206	53	CSU4558660	56
4512110	47	4545115	59	4552430	50	CSU4518210	53	CSU4561105	39
4512115	47	4545120	59	4552440	50	CSU4518210F	53	CSU4561108	39
4512120	47	4545130	59	4552450	50	CSU4518215	53	CSU4561310	44
4512130	47	4545140	59	4555110	60	CSU4518215F	53	CSU4561320	44
4512206	47	4545150	59	4555115	60	CSU4518220	53	CSU4561330	44
4512210	47	4545160	59	4555120	60	CSU4518220F	53	CSU4562105	48
4512215	47	4550110	40	4555130	60	CSU4518230	53	CSU4562108	48
4512220	47	4550111	40	4555140	60	CSU4518240	53	CSU4562310	52
4512230	47	4550112	40	4555150	60	CSU4518250	53	CSU4562320	52
4512240	47	4550113	40	4555160	60	CSU4518260	53	CSU4562330	52
4512250	47	4550114	40	4555310	60, 61, 62	CSU4518320	53	CSU4568110	54
4512260	47	4550115	40	4555315	60, 61, 62	CSU4518330	53	CSU4568120	57
4512320	47	4550116	40	4555320	60, 61, 62	CSU4518340	53	CSU4568150	48, 54
4512330	47	4550310	40	4555330	60, 61, 62	CSU4518350	53	CSU4568200	54
4512340	47	4550315	40	4555340	60, 61, 62	CSU4518360	53	CSU4568205	54
4512350	47	4550320	40	4555350	60, 61, 62	CSU4521211	38	CSU4571725	41
4512360	47	4550330	40	4555360	60, 61, 62	CSU4521221	38	CSU4572120	49, 50, 52
4515110	59	4550410	42	4555410	62	CSU4521222	38	CSU4572725	55
4515115	59	4550415	42	4555420	60, 62	CSU4521231	38	CSU4575725	61
4515120	59	4550420	42	4555430	61	CSU4521232	38	CSU4578120	55, 57, 58
4515130	59	4550430	42	4555440	61	CSU4521241	38	CSU4578130	52, 57, 58
4515210	59	4551110	40	4555450	61	CSU4521242	38	CSU4578315	58
4515215	59	4551115	40	4555470	50, 57, 62	CSU4538106	53	CSU4578510	47, 53
4515220	59	4551120	40	4555480	50, 57, 62	CSU4538110	53	CSU4578520	47, 53
4515225	59	4551130	40	4555910	61, 62	CSU4538115	53	CSU4578530	47, 53
4515230	59	4551140	40	4555915	61, 62	CSU4538120	53	CSU4728760	53
4515240	59	4551150	40	4555920	61, 62	CSU4538130	53	CSU4728780	53
4515250	59	4551160	40	4555930	61, 62	CSU4538135	54	CSU08050000	43
4515260	59	4551210	40	4555940	61, 62	CSU4538140	53		
4515320	59	4551215	40	4555950	61, 62	CSU4538150	53		
4515330	59	4551220	40	4555960	61, 62	CSU4538160	53		
4515340	59	4551230	40	4561110	39	CSU4538200	54		
4515350	59	4551240	40	4561120	44	CSU4538510	56		
4515360	59	4551250	40	4561150	39	CSU4538520	56		
4530100	44	4551260	40	4561200	39	CSU4538530	56		
4530135	39	4551310	40, 42, 43	4561205	39	CSU4538540	56		
4530200	39	4551315	40, 42, 43	4562110	48	CSU4538550	56		
4530300	44	4551320	40, 42, 43	4562120	51	CSU4538560	56		
4530400	44	4551330	40, 42, 43	4562200	48	CSU4538570	56		
4530510	40, 42	4551340	40, 42, 43	4562205	48	CSU4538580	56		
4530520	41	4551350	40, 42, 43	4565110	60	CSU4538590	56		
4530530	41	4551360	40, 42, 43	4565120	63	CSU4548110	54		
4530540	41	4551410	43	4565150	60	CSU4548115	54		
4530550	41	4551420	41, 43	4565200	60	CSU4548120	54		
4530560	41	4551430	42	4565205	60	CSU4548130	54		
4530570	41	4551440	42	4571110	44	CSU4548410	50, 57		
4530580	41	4551450	42	4571115	44	CSU4548420	49, 50, 55		
4530590	41	4551467	43	4571120	41, 42, 45	CSU4548430	56		
4530700	45	4551470	43	4571130	42, 45	CSU4548910	49, 50, 55, 56		
4530800	39, 45	4551480	43	4571310	45, 52, 58, 63	CSU4548915	49, 50, 55, 56		
4530900	44	4551481	43	4571315	45	CSU4548920	49, 50, 55, 56		
4532100	51, 57, 62	4551482	43	4571408	45	CSU4548930	49, 50, 55, 56		
4532135	48	4551485	46, 52, 58, 63	4571410	45	CSU4548940	49, 50, 55, 56		
4532200	48	4551510	41	4571416	45	CSU4548950	49, 50, 55, 56		
4532300	51, 57, 62	4551515	41	4571418	45	CSU4548960	49, 50, 55, 56		
4532400	50, 56, 61	4551520	41	4571438	45	CSU4550360	42		
4532510	49	4551530	41	4571510	38	CSU4550365	42		
		4551540	41	4571520	38	CSU4551090	41		







# Green Premium™

An industry leading portfolio of offers delivering sustainable value



More than 75% of our product sales offer superior transparency on the material content, regulatory information and environmental impact of our products:

- RoHS compliance
- REACH substance information
- Industry leading # of PEP's\*
- Circularity instructions



Discover what we mean by green  
**Check your products!**

The Green Premium program stands for our commitment to deliver customer valued sustainable performance. It has been upgraded with recognized environmental claims and extended to cover all offers including Products, Services and Solutions.

#### CO<sub>2</sub> and P&L impact through... Resource Performance

Green Premium brings improved resource efficiency throughout an asset's lifecycle. This includes efficient use of energy and natural resources, along with the minimization of CO<sub>2</sub> emissions.

#### Cost of ownership optimization through... Circular Performance

We're helping our customers optimize the total cost of ownership of their assets. To do this, we provide IoT-enabled solutions, as well as upgrade, repair, retrofit, and remanufacture services.

#### Peace of mind through... Well-being Performance

Green Premium products are RoHS and REACH compliant. We're going beyond regulatory compliance with step-by-step substitution of certain materials and substances from our products.

#### Improved sales through... Differentiation

Green Premium delivers strong value propositions through third-party labels and services. By collaborating with third-party organizations we can support our customers in meeting their sustainability goals such as green building certifications.

\*PEP: Product Environmental Profile (i.e. Environmental Product Declaration)

Life Is On



**Schneider Electric Industries SAS**

35, rue Joseph Monier  
CS 30323  
92506 Rueil Malmaison Cedex  
France

RCS Nanterre 954 503 439  
Capital social 896 313 776 €  
[www.schneider-electric.com](http://www.schneider-electric.com)

June, 2021  
Performa catalogue

© 2021 - Schneider Electric. All Rights Reserved.  
All trademarks are owned by Schneider Electric Industries SAS or its affiliated companies.  
ISC01459EN

This document has been  
printed on recycled paper

