

# RLK-3.

## three-phase signal lamps

RLK-3G



RLK-3R



RLK-3K



- **Self-operating signal lamps (optic signaling of AC voltage presence in 3-phase network - 3(N)~ 400/230 V via lighting of three non-replaceable LEDs)**
- Cover - modular, width 17,5 mm
- Direct mounting on 35 mm rail mount acc. to EN 60715
- Applications: in low-voltage systems
- Compliance with standards: EN 62094-1, EN 61000-4-2,3,4,5,6,11
- Recognitions, certifications, directives: RoHS, **CE** **EMC**

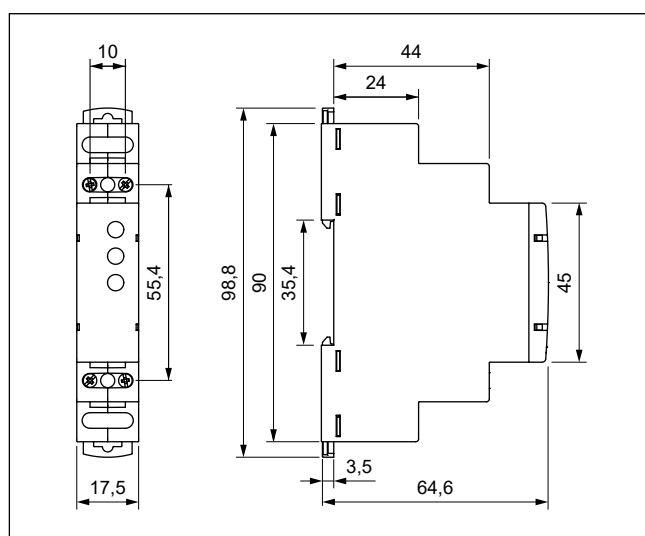
### Input circuit

Supply voltage	50/60 Hz AC	3(N)~ 400/230 V	terminals (N) – L1-L2-L3
Operating range of supply voltage		0,85...1,1 U <sub>n</sub>	
Rated power consumption	DC	≤ 1,1 W	
Rated current consumption		1,7 mA	
Range of supply frequency	AC	48...63 Hz	
<b>Control circuit</b>	• LED indicator	three LEDs L1, L2, L3 ON - indication of supply voltage U <sub>n</sub> : RLK-3G: green RLK-3R: red RLK-3K: red, yellow, green	
<b>Insulation according to EN 60664-1</b>			
Insulation rated voltage		400 V AC	
Rated surge voltage		1 000 V EN 61000-4-5	
• input		4 000 V 1,2 / 50 μs	
• 35 mm rail - terminals			
Protection class		II	
Overvoltage category		II	
Insulation pollution degree		2	
Flammability class		V-0 for modular cover, UL 94	
Dielectric strength		4 000 V AC	
• 35 mm rail - terminals			
<b>General data</b>			
Dimensions (L x W x H)		90 <sup>⌀</sup> x 17,5 x 64,6 mm	
Weight		38 g	
Ambient temperature	• storage	-40...+70 °C	
(non-condensation and/or icing)	• operating	-20...+55 °C	
Cover protection category		IP 20	EN 60529

❶ With the use of light elements (three LEDs located in the center of the face panel), any phase decay is promptly recognizable. The signals of the LEDs are well visible even at strong light, and their brightness depends on the current value of the supply voltage.

❷ Length with 35 mm rail catches: 98,8 mm.


### Dimensions



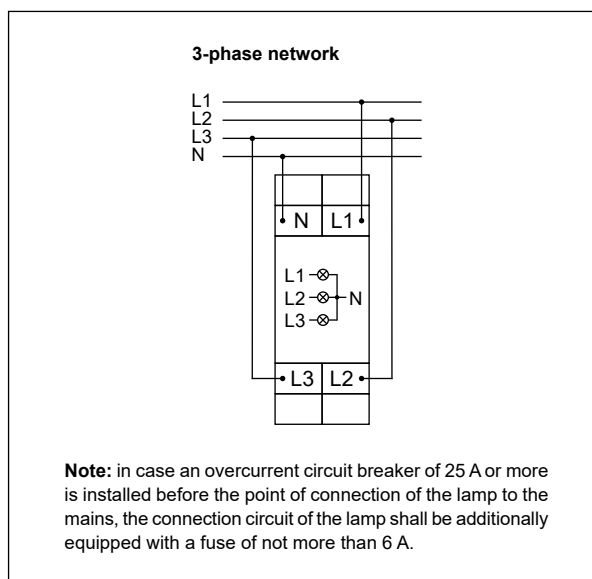
# RLK-3.

## three-phase signal lamps

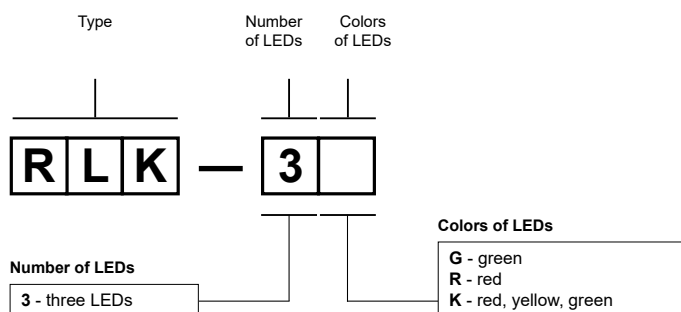
### Front panel description



### Connection diagram



### Ordering codes



Examples of ordering codes:

- RLK-3G** signal lamp **RLK-3G** with three green LEDs, supply voltage 3(N)~ 400/230 V AC 50/60 Hz
- RLK-3R** signal lamp **RLK-3R** with three red LEDs, supply voltage 3(N)~ 400/230 V AC 50/60 Hz
- RLK-3K** signal lamp **RLK-3K** with three LEDs - red, yellow and green, supply voltage 3(N)~ 400/230 V AC 50/60 Hz

### Mounting

Lamps **RLK-3** are designed for direct mounting on 35 mm rail mount acc. to EN 60715. Operational position - any. **Connections:** max. cross section of the cables: 1 x 2,5 mm<sup>2</sup> (1 x 14 AWG), stripping length: 6,5 mm, max. tightening moment for the terminal: 0,5 Nm.



**Two catches:**  
easy mounting on 35 mm rail,  
firm hold (top and bottom).



**Mounting wires in clamps:**  
universal screw  
(cross-recessed or slotted head).

### PRECAUTIONS:

1. Ensure that the parameters of the product described in its specification provide a safety margin for the appropriate operation of the device or system and never use the product in circumstances which exceed the parameters of the product. 2. Never touch any live parts of the device. 3. Ensure that the product has been connected correctly. An incorrect connection may cause malfunction, excessive heating or risk of fire. 4. In case of any risk of any serious material loss or death or injuries of humans or animals, the devices or systems shall be designed so to equip them with double safety system to guarantee their reliable operation.